



SEI New ways.
New answers.®

Advisor Desktop Experience (ADE) Style Guide




Table of Contents

Colors	1
Fonts	2
Application/Interface Overview	3
Main Header	3
Primary Footer (Primary/Main Navigation)	4
Secondary Footer (Secondary/Sub Navigation)	5
Layout Formats	6
User Interface (UI) Standards	10
Alignment	10
Color Use	10
Date Format	10
Font Usage	10
Font and Icon Sizing	10
Hyperlinks	10
Name Display	10
Numbers	11
Text	11
Time Format	11
US / UK Language	11
Icons	12
Tables	21
General Table Specifications	21
Page Tables	22
Dashboard Tables	27
Dashboard Table Exception	29
Drop Down Tables	30
No Data Display	32
Page Elements	33
Buttons (In Dialog Box)	33
Buttons (Custom)	34
Dialog Boxes	35
Display of “Data As Of” Indicator	38
Display of “Transactions Prior To” Indicator	39
Drop Down Menu from Button	40
Filters & Options with Search	41
Information Icon Pop-up Box	42
Scrollable Content	43
Tabs	44
Exception Handling	45
Confirmation Pages	46

Colors

Approved Colors for Use in the ADE Application




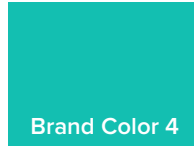
					
Charcoal 1 rgb (45, 45, 45) hex (2D2D2D)	Charcoal 2 rgb (90, 90, 90) hex (5A5A5A)	Charcoal 3 rgb (120, 120, 120) hex (787878)	Charcoal 4 rgb (160, 160, 160) hex (A0A0A0)	Charcoal 5 rgb (210, 210, 210) hex (D2D2D2)	Charcoal 6 rgb (240, 240, 240) hex (F0F0F0)
					
SEI Dark Blue rgb (23, 59, 107) hex (173B6B)	SEI Blue rgb (3, 126, 166) hex (037EA6)	SEI Dark Teal rgb (11, 109, 101) hex (0B6D65)	SEI Teal rgb (19, 191, 177) hex (13BFB1)	SEI Dark Green rgb (0, 105, 45) hex (00692D)	SEI Green rgb (102, 149, 45) hex (66952D)
					
SEI Dark Purple rgb (88, 9, 65) hex (580941)	SEI Dark Red rgb (145, 20, 15) hex (91140F)	SEI Dark Orange rgb (240, 80, 10) hex (F0500A)	SEI Purple rgb (142, 12, 113) hex (8E0C71)	SEI Red rgb (210, 30, 5) hex (D21E05)	SEI Orange rgb (255, 138, 0) hex (FF8A00)







Brand Colors
(shown: SEI/default colors*)

	
SEI Dark Blue SEI Brand Color 1	SEI Blue SEI Brand Color 2
	
SEI Dark Orange SEI Brand Color 3	SEI Teal SEI Brand Color 4

* Up to 4 colors can be selected to incorporate a firm's primary/logo colors into the application where Brand Color is specified. SEI's Brand Color is default if no company specific colors are chosen.

User Interface (UI) Colors
(for Conditions, Elements, Icons, etc.)

	
SEI Red Alerts / Trending Down / Overdue	Brand Color 2 Approaching / Trending Up / Due on Future Date
	
SEI Green Pending / Due Today	Brand Color 4 Active

					
Primary Text Charcoal 2	Secondary Text Charcoal 4	Primary Shading Charcoal 5	Secondary Shading Charcoal 6	White rgb (255, 255, 255) hex (FFFFFF)	Black rgb (0, 0, 0); hex (000000) Not recommended for general use in this application, unless specified as a company's brand color

Fonts

Font Use in ADE

- Proxima Nova, sans serif
- FontAwesome
- Iconic

Proxima Nova

Most non-icon text will use font-family: Proxima Nova (Regular or Bold).

If no font-weight is specified, default is, font-weight: regular; most headers are font-weight: bold.

FontAwesome

Most icons and symbols used in the ADE application are from the font-family: FontAwesome

Download the font here: < <http://fontawesome.github.io/Font-Awesome/> >

Reference for symbols can be found here: < <http://fontawesome.github.io/Font-Awesome/cheatsheet/> * >.

For more information, go to the *Icons* section in this style guide. To use symbols from this font in a WYSIWYG program, copy the icon/symbol from the icon pages in this document or the cheatsheet and paste into your document, make sure to highlight the pasted item and change the font to FontAwesome.

Iconic

Other icons and symbols in the ADE Application are from the font-family: Iconic

Download the font here: < <http://somerandomdude.com/work/iconic/> >

To use symbols from this font in a WYSIWYG program, copy the icon/symbol from the icon pages in this document and paste into your document, make sure to highlight the pasted item and change the font to Iconic.

This font is free to use for commercial applications and can be shared, remixed as needed, one thing though:

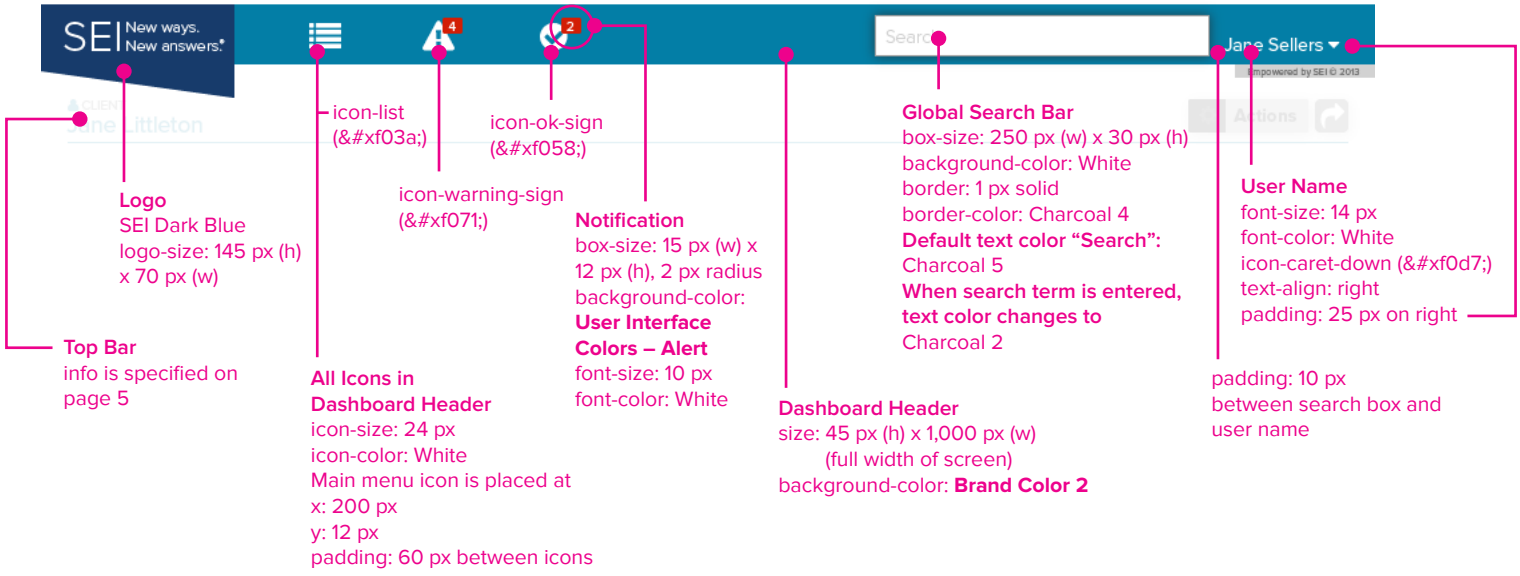
Per license agreement, the font author requests that the following link < <http://somerandomdude.com/work/iconic/> > appear somewhere in the website or application that uses one or more symbol(s) from this font (this condition can be waived if you get permission from the copyright holder).

* If icons in the cheatsheet link above are not viewable in your default browser, try opening the link in a different browser (Firefox and Chrome are recommended for online viewing).

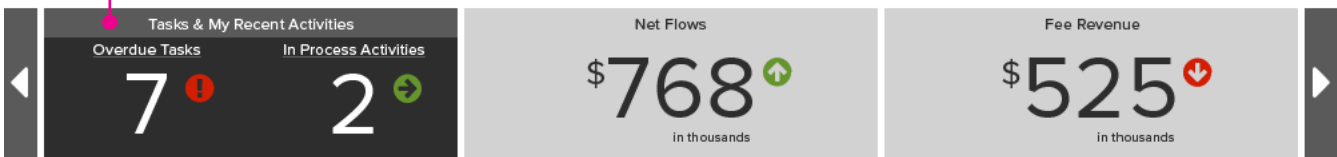
Application/Interface Overview

Main Header

For all text use – font-family: “Proxima Nova Regular”, sans-serif; for icons use – “FontAwesome” unless otherwise noted.



Main Screen Navigation Footers
see specifications on page 4



(continued on next page...)

Application/Interface Overview *(continued)*

Primary Footer (Primary/Main Navigation)

For all text use – font-family: “Proxima Nova Regular”, sans-serif; for icons use – “FontAwesome” unless otherwise noted.



Top Bar
info is specified on page 5

Footer Navigation Bar (selected)
size: 310 px (w) x 112 px (h)
background-color: Charcoal 1

Highlight Bar
size: 310 px (w) x 25 px (h)
background-color: Charcoal 2

font-size: 12 px
font-color: White
text-align: center

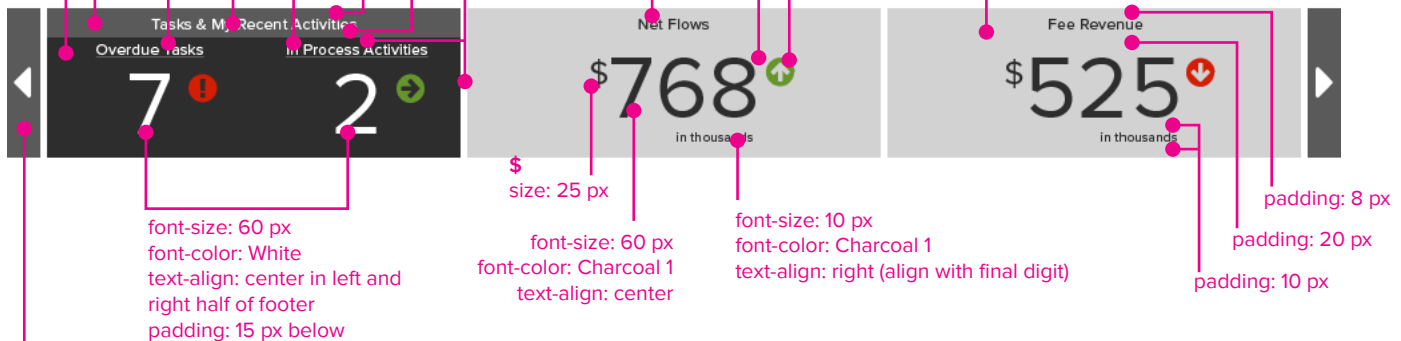
padding: 7 px
padding: 5 px

font-size: 12 px
font-color: Charcoal 1
text-align: center

Between number and icon
padding: 10 px

icon-size: 25 px

Footer Navigation Bar (unselected)
size: 310 px (w) x 112 px (h)
background-color: Charcoal 5



font-size: 60 px
font-color: White
text-align: center in left and right half of footer
padding: 15 px below

\$ size: 25 px

font-size: 60 px
font-color: Charcoal 1
text-align: center

font-size: 10 px
font-color: Charcoal 1
text-align: right (align with final digit)

padding: 8 px
padding: 20 px
padding: 10 px

Left & Right Scroll Bar
size: 25 px (w) x 112 px (h)
background-color: Charcoal 2
font-family: FontAwesome
icon-caret-left (on left side)
icon-caret-right (on right side)
icon-size: 40 px
icon-color: White
align: center

Setting Up Wireframes in Axure

It may be helpful to pull guides onto your page to represent the visible area of the ADE screen you are working on. The visible area is: 1000 px (w) x 720 px (h)

The header shown above is: 70 px (h)
padding under header: 10 px

The footer bars shown above begin at: 608 px on the y axis, allow 10 px padding above the footer

(continued on next page...)

Application/Interface Overview *(continued)*

Secondary Footer (Secondary/Sub Navigation)

For all text use – font-family: “Proxima Nova Regular”, sans-serif; for icons use – “FontAwesome” unless otherwise noted.

Page Label
font-size: 18 px
font-color: **Brand Color 2**
text-align: left
padding: 7 px below

rule-weight: 1 px
rule-width: 960 px
rule-color: **Brand Color 2**
padding: 20 px right and left

Button Items in Top Bar
Please refer to the *Buttons* section of this document for button specifications.
align: right
padding: 7 px below
10 px between

icon-size: 10 px
icon-color: **Brand Color 2** (for client*)
*see additional entity representation info in *Icons* section

font-size: 10 px
font-color: Charcoal 3
text-align: left
padding: 7 px between icon and text
4 px below

Footer Navigation Bar (unselected)
size: 196 px (w) x 40 px (h)
background-color: Charcoal 5

font-size: 15 px
font-color: Charcoal 1
text-align: center
vertical and horizontal

Footer Navigation Bar (selected)
background-color: Charcoal 1

Highlight Bar
size: 196 px (w) x 6 px (h)
background-color: Charcoal 2

font-size: 14 px
font-color: White
text-align: center
vertical and horizontal

padding: 5 px

Setting up Wireframes in Axure

The top of the footer shown above should begin at: 680 px on the y axis, allow 10 px padding above the footer

Layout Formats

Page Layout – 100%

The screenshot displays the SEI Advisor Desktop Experience interface for a client named Jane Littleton. The top navigation bar includes the SEI logo, a search bar, and the client's name. Below the navigation bar, there are tabs for 'Asset List', 'Tax Lots', and 'Transactions'. A 'Filters & Options' section allows users to group assets by 'Account' and search for specific criteria. The main content area is a table of asset holdings with columns for Description, Price, Quantity, Market Value, %, Cost Basis, Unrealized Net G/L, and Estimated Annual Income. The table lists several holdings, including Microsoft Corporation, SEI Core Market Strategy Fund, and SEI Large Cap Fund. A bottom navigation bar contains tabs for 'Overview', 'Financial Summary', 'Profile', 'Holdings', and 'Activities', with 'Holdings' currently selected.

Description / ID	Price	Quantity	Market Value	%	Cost Basis	Unrealized Net G/L	Estimated Annual Income
Jane Littleton IRA – #54-9986-A9 2nd line of text here to show text align			\$72,363.79	0%	\$72,363.79	\$4,216.46	\$72,363.79
Microsoft Corporation 594918104 MSFT	\$27.50	13.0000	\$363.79 13.0000 @ \$27.50	0%	\$72,363.79	\$4,216.46	\$72,363.79
SEI Core Market Strategy Fund (Class A) (SOKAX) 745925647 SOKAX	\$3.04	189.1234	\$101,309.31 189.1234 @ \$3.04	26%	\$101,309.31	\$5,903.04	\$101,309.31
SEI Large Cap Fund (Class A) (SLGAX) 783925217 SLGAX 4th line in this row, if needed	\$3.04	189.1234	\$101,309.31 189.1234 @ \$3.04	26%	\$101,309.31	\$5,903.04	\$101,309.31
Jane Littleton Taxable – #30-0988-G2			\$72,363.79	0%	\$72,363.79	\$4,216.46	\$72,363.79

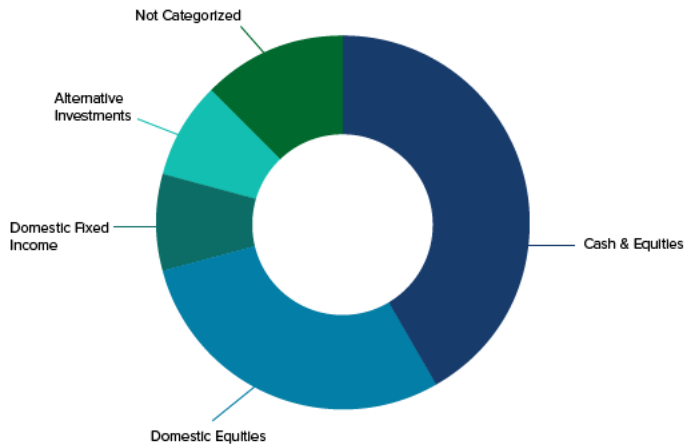
(continued on next page...)

Layout Formats *(continued)*

Page Layout – 60/40

Assets Under Management

Asset Class ▾



Top Clients ▾

Client Name	AUM	%
Howard, Ryan	\$1,005,880,224	28.58%
CA_FI_SF12_162, CA	\$986,734,940	28.03%
Test_Jan_10, IND	\$400,002,346	11.36%
AA_APP_FIRM1_1024	\$106,676,966	3.03%
Shinde, Susheel	\$100,841,063	2.86%
CA_FI_SF1_025, CA	\$64,456,107	1.83%
CA_FI_SF1_007, CA	\$58,167,480	1.65%
Ind2_test_aug_27	\$50,000,100	1.42%
CA_FI_SF1_001, CA	\$47,422,742	1.35%
Netting 6, cpm6	\$46,666,758	1.33%
Other	\$653,056,733	18.56%
Total Client	\$3,519,905,459	100%

Layout Formats *(continued)*

Page Layout – 50/50

SEI New ways.
New answers.®
Jane Sellers ▾

☰ ⚠️ 4 ✅ 2

Empowered by SEI © 2013

Tasks ▾

Description	Status/Due Date
Cash Disbursement [\$12,500.00] John Littleton IRA # 54-9986-A9	Approval Pending Overdue by 7 Days
Cash Receipt [\$30,000.00] James Mason Roth IRA # 27-95566-A7	Approval Pending Overdue by 5 Days
Account Transfer John Littleton IRA # 54-9986-A9	Approval Pending Due Today
Rebalance Account John Littleton IRA # 54-9986-A9	Approval Pending Due Today
Cash Suitability Review John Littleton IRA # 54-9986-A9	Pending Due 14-Dec-2012
Address Change John Littleton IRA # 54-9986-A9	Pending Due 18-Dec-2012
Complete Investment Proposal Lisa & Steve Talbot	Pending No Due Date
Complete Goals-Based Proposal Jennings Family Office	Pending No Due Date

My Recent Activities ▾

Description	Status/Date
Cash Disbursement [\$45,000.00] John Littleton IRA # 54-9986-A9	Completed 18-Nov-2012
Cash Receipt [\$5,000.00] John Littleton IRA # 54-9986-A9	Pending 17-Nov-2012
Account Open/Enrollment John Littleton IRA # 54-9986-A9	Pending 17-Nov-2012
Rebalance Account John Littleton IRA # 54-9986-A9	Action Required 16-Nov-2012
Cash Suitability Review John Littleton IRA # 54-9986-A9	Completed 15-Nov-2012
Address Change John Littleton IRA # 54-9986-A9	Completed 10-Nov-2012
Cash Disbursement [\$35,789.34] John Littleton IRA # 54-9986-A9	Completed 09-Nov-2012
Review Meeting John Littleton IRA # 54-9986-A9	Completed 07-Nov-2012

Assets Under Management

\$6,939

in millions

Tasks & My Recent Activities

Overdue Tasks

7

In Process Activities

2

Net Flows

\$768

in thousands

(continued on next page...)

Layout Formats *(continued)*

Page Layout – 30/70

SEI New ways.
New answers.®
Search
Jane Sellers ▾

CLIENT
Jane Littleton

⚙️ Actions
↻

Folders

- Statements
- Jane Littleton IRA
#54-9986-A9
- John & Jane Littleton
#30-0988-G2
- Jane Littleton
Custodian for
Tommy Littleton
#54-9986-B8
- Group D
- Tax Documents

Filters & Options

As of ▾	Group / Account ^	Recipient ^	
31-Jan-2013	Group B	Littleton, John	📄
31-Jan-2012	Jane Littleton #54-9986-A9	Littleton, Jane	📄
31-Jan-2011	Group D	Littleton, John and Jane	📄
31-Jan-2010	Jane Littleton IRA #54-9986-A9	Littleton, Jane	📄
31-Jan-2009	Group A	Littleton, John	📄
31-Jan-2008	Jane Littleton #54-9986-A9	Littleton, Jane	📄
31-Jan-2007	Jane Littleton #54-9986-A9	Littleton, Jane	📄
31-Jan-2006	Group C	Littleton, John	📄
31-Jan-2005	Jane Littleton #54-9986-A9	Littleton, Jane	📄

Assets Under Management

\$6,939 ↑

in millions

Tasks & My Recent Activities

Overdue Tasks

7 !

In Process Activities

2 ➔

Net Flows

\$768 ↑

in thousands

User Interface (UI) Standards

General information that will guide the look and feel of all screens in the ADE Application.

Alignment

In columns, align: left if text is dominant in column, align: right if numerals are dominant

In column headers, align: left for columns containing dominant text, align: center when numerals are dominant.

Color Use

Brand Color (General)

General use of **Brand Color** as defined in the development team's document < ade-branding.less >:

- **Brand Color 1:** Popover Titles From Menu Items
- **Brand Color 2:** Top Header Background, Tab Buttons/Nav Pills
- **Brand Color 3:** Action Menu Icons, Dialog Box Button Icons
- **Brand Color 4:** Some Button Backgrounds including Filter and Search

Brand Color (Selection)

When a company chooses to select up to 4 Brand Colors, they should be advised to avoid choosing colors that are very light, since white text and icon(s) can appear on Brand Color backgrounds.

It is advisable to choose two different colors for Brand Colors 1 and 2, since they may be used together in charts and graphs.

Icons

Refer to the *Icon* section for additional information about icon use and colors; the information below is for general reference only.

- For some icons, color is coded "conditional" apply the **User Interface (UI) Colors** (see *Colors* section for additional information).

Conditions Include:

- Default / No Due Date Selected: same color as text
- Alerts / Trending Down / Overdue: **SEI Red**
- Pending / Due Today: **SEI Green**
- Approaching / Trending Up / Due on Future Date: **Brand Color 2**
- Active: **Brand Color 4**

Date Format

02-Jan-2013 – Day: two (2) digits; dash; Month: three (3) letters, initial letter is capitalized; dash; Year: four (4) digits

Font Usage

Refer to the *Font* section for font information. Fonts should be specified in the CSS/LESS files in most cases.

Font and Icon Sizing

In most cases, general font and icon size will be noted at the beginning of a section and/or in a screen shot call-out. If an icon and text appear on a single line together, icon should be added as a font and font size/line-height for both should be the same unless otherwise noted.

Hyperlinks

Show clickable links with underlined text. When data from a whole row is relevant, choose appropriate text in one column (example: Market Value column) to show the underlined text/hold link so visual clutter can be avoided.

Name Display

In list: last, suffix, first, middle

Not in a list: first, middle, last, suffix

UI Standards *(continued)*

Numbers

In Tables, currency symbol can be used with numbers to represent value of assets.

In Pop-up Boxes, 3-letter currency code should be used with numbers to represent value of assets.

Negative numbers – use parenthesis, not minus sign, to indicate an amount is negative.

Example: To indicate a negative amount with currency symbol, place symbol outside of the parenthesis: \$(00,000.00).

To indicate a negative amount with currency code, place 3-letter code outside of the parenthesis: CAD (00,000.00).

Text

Most text that will be added (Page/Table Headers, Error Messages, Text in Menus, etc.) should be Title Case (capital letter for the start of every significant word).

Time Format








- US – 12-hour format
03:27:52PM (PDT) Hours: two (2) digits; colon; Minutes: two (2) digits; colon; Seconds: two (2) digits; no space before meridiem indicator; Time Zone Indicator (in parenthesis)
- UK – 24-hour format
15:27:52 (BST) Hours: two (2) digits; colon; Minutes: two (2) digits; colon; Seconds: two (2) digits; Time Zone Indicator (in parenthesis)

US / UK Language

For US / UK language questions, consult with Dave Ward or Business Product Manager.

Icons











(for the following icons, use the font “FontAwesome”)

ICON FontAwesome	TAG AND UNICODE	REPRESENTS	WHERE USED	COLOR
	icon-user ()	<ul style="list-style-type: none"> • Reserved to Represent Client, Prospect or family member, only used to represent a human, not an account, corporation or institution 	<ul style="list-style-type: none"> • Top Bar on most screens <ul style="list-style-type: none"> – Left of Account Name <ul style="list-style-type: none"> • Client • Prospect • Family member • Related Parties Tab • Search Results 	<ul style="list-style-type: none"> • White • Brand Color 2 • SEI Green • Charcoal 4 • Charcoal 2 (unselected); White on SEI Blue (selected) • Charcoal 2
	icon-group ()	<ul style="list-style-type: none"> • Analytics (UK) 	<ul style="list-style-type: none"> • Analytics (UK) 	<ul style="list-style-type: none"> • Charcoal 2
	icon-list ()	<ul style="list-style-type: none"> • Main Menu 	<ul style="list-style-type: none"> • Header on most screens, represents “Main Menu” 	<ul style="list-style-type: none"> • White
	icon-ok-sign ()	<ul style="list-style-type: none"> • Represents Task/To Do items • Represents Complete Status 	<ul style="list-style-type: none"> • Header on most screens, represents “Tasks/To Do” items <ul style="list-style-type: none"> – Represents “Complete” <ul style="list-style-type: none"> • Filters & Options (in status column) • Recent Activities (on left of Activity) • To left of Description in “My Recent Activities” Table 	<ul style="list-style-type: none"> • White • SEI Green • SEI Green • SEI Green
	icon-warning-sign ()	<ul style="list-style-type: none"> • Warning icon should only be used to indicate a high priority issue that should be resolved ASAP 	<ul style="list-style-type: none"> • Header on most screens • To left of an “Alert” message • In “Type” column (Alert screen/View All Alerts) • In Order Set to warn that Exception Resolution is needed • In Resolve Exception box • Investment Profile/ Profile Expiration Date 	<ul style="list-style-type: none"> • White (click icon to show Alerts) • SEI Red • SEI Red • SEI Red • SEI Red • SEI Red
	icon-question-sign ()	<ul style="list-style-type: none"> • CAS Help Screen 	<ul style="list-style-type: none"> • For Help with CAS (will launch info pop-up) 	<ul style="list-style-type: none"> • White on Charcoal 2
	icon-list-ul ()	<ul style="list-style-type: none"> • Asset List Tab 	<ul style="list-style-type: none"> • Asset List Tab 	<ul style="list-style-type: none"> • Charcoal 2 (unselected); White on SEI Blue (selected)

(continued on next page...)

Icons *(continued)*



(for the following icons, use the font “FontAwesome”)

ICON FontAwesome	TAG AND UNICODE	REPRESENTS	WHERE USED	COLOR
	icon-tags ()	<ul style="list-style-type: none"> • Tax Lots Tab 	<ul style="list-style-type: none"> • Tax Lots Tab 	<ul style="list-style-type: none"> • Charcoal 2 (unselected); White on SEI Blue (selected)
	icon-share-sign ()	<ul style="list-style-type: none"> • Information can be sent somewhere (exported, sent to e-mail, printed, etc.) 	<ul style="list-style-type: none"> – Denotes additional options in Client Account; appears in top bar on right side of screen in: <ul style="list-style-type: none"> • My Assets Under Management • View All Alerts • As a button on all “Account” screens 	<ul style="list-style-type: none"> • Charcoal 2 • Charcoal 2 • Charcoal 2
	icon-time ()	<ul style="list-style-type: none"> • Activity is scheduled 	<ul style="list-style-type: none"> • Activities/Status 	<ul style="list-style-type: none"> • SEI Blue
	icon-flag ()	<ul style="list-style-type: none"> • Indicates Primary address 	<ul style="list-style-type: none"> • Indicates Primary address 	<ul style="list-style-type: none"> • Charcoal 6 (unselected) SEI Dark Orange (selected)
	icon-tasks ()	<ul style="list-style-type: none"> • Task/To Do item that is or can be assigned to a user 	<ul style="list-style-type: none"> • Appears to the left of Task Details in “Tasks/To Do” list • Top Right (to “View All”) in My Recent Activities 	<ul style="list-style-type: none"> • Default color*: Charcoal 4 • Charcoal 4 *Color is coded “conditional”
	icon-remove-sign ()	<ul style="list-style-type: none"> • Ability to close a pop-up box or dismiss an alert/message • Closed or canceled status • Validation warning icon. 	<ul style="list-style-type: none"> • In Order Set as an alert (Cancel) • In Tasks and Activities to represent canceled status • Top right corner of pop-up box • Validation warning icon 	<ul style="list-style-type: none"> • SEI Dark Orange • Charcoal 2 • White • SEI Dark Orange
	icon-circle ()	<ul style="list-style-type: none"> • Color behind “close box” symbol (icon-remove-sign) 	<ul style="list-style-type: none"> • Adds color behind “close” icon 	<ul style="list-style-type: none"> • SEI Blue
	icon-save ()	<ul style="list-style-type: none"> • Info can be saved 	<ul style="list-style-type: none"> • “Save Changes” Button 	<ul style="list-style-type: none"> • Charcoal 2 or Brand Color 3
	icon-wrench ()	<ul style="list-style-type: none"> • Represents select view/set columns 	<ul style="list-style-type: none"> • Denotes additional options in Browse All Clients and Prospects; appears in top bar on right side of screen 	<ul style="list-style-type: none"> • White on Charcoal 2 background box
	icon-cog ()	<ul style="list-style-type: none"> • Transactions Tab 	<ul style="list-style-type: none"> • Transactions Tab • “Actions” Widget/Button 	<ul style="list-style-type: none"> • Charcoal 2 (unselected); White on SEI Blue (selected) • White on Charcoal 2

(continued on next page...)

Icons *(continued)*














(for the following icons, use the font “FontAwesome”)

ICON FontAwesome	TAG AND UNICODE	REPRESENTS	WHERE USED	COLOR
	icon-info-sign ()	<ul style="list-style-type: none"> Indicates additional information is available 	<ul style="list-style-type: none"> To left of an “Alert” message In “Type” column (Alert screen, View All Alerts) <ul style="list-style-type: none"> To indicate additional information is available <ul style="list-style-type: none"> In page tables Next to Cash amount Within column in Asset List Tab Disbursement Dialog Box 	<ul style="list-style-type: none"> Color is coded “conditional”, will change to represent priority s/a Brand Color 2 Brand Color 2 SEI Red Charcoal 3
	icon-plus ()	<ul style="list-style-type: none"> In Filters & Options to show info 	<ul style="list-style-type: none"> In Filters & Options 	<ul style="list-style-type: none"> White on Charcoal 3
	icon-minus ()	<ul style="list-style-type: none"> In Filters & Options to hide info 	<ul style="list-style-type: none"> In Filters & Options 	<ul style="list-style-type: none"> White on SEI Teal
	icon-chevron-up ()	<ul style="list-style-type: none"> Clickable icon to hide additional info 	<ul style="list-style-type: none"> In Message Screens (Messages, Alerts, etc) as clickable icon to hide info 	<ul style="list-style-type: none"> Charcoal 3
	icon-chevron-down ()	<ul style="list-style-type: none"> Clickable icon to show additional info “More” Button 	<ul style="list-style-type: none"> In Message Screens (Messages, Alerts, etc) as clickable icon to show info “More” Button 	<ul style="list-style-type: none"> Charcoal 3 Charcoal 2 or Brand Color 3
	icon-caret-left ()	<ul style="list-style-type: none"> Ability to scroll left 	<ul style="list-style-type: none"> In page footer scroll bar In Contact Information screen vertical scroll bar 	<ul style="list-style-type: none"> White Brand Color 2
	icon-caret-right ()	<ul style="list-style-type: none"> Ability to scroll right 	<ul style="list-style-type: none"> In page footer scroll bar In Contact Information screen vertical scroll bar 	<ul style="list-style-type: none"> White Brand Color 2
	icon-caret-down ()	<ul style="list-style-type: none"> Use to indicate sorted column/item (sorted High to Low / Z to A) 	<ul style="list-style-type: none"> Appears next to Account/Client name Indicates “sorted High to Low / Z to A” in sorted column headers 	<ul style="list-style-type: none"> White Charcoal 2
	icon-caret-up ()	<ul style="list-style-type: none"> Use to indicate sorted column/item (sorted Low to High / A to Z) 	<ul style="list-style-type: none"> Indicates “sorted Low to High / A to Z” in sorted column headers 	<ul style="list-style-type: none"> Charcoal 2
	icon-phone ()	<ul style="list-style-type: none"> Contact Information/ Phone Tab 	<ul style="list-style-type: none"> Contact Information/ Phone Tab 	<ul style="list-style-type: none"> Charcoal 2 (unselected); White on SEI Blue (selected)

(continued on next page...)

Icons *(continued)*












(for the following icons, use the font “FontAwesome”)

ICON FontAwesome	TAG AND UNICODE	REPRESENTS	WHERE USED	COLOR
	icon-file-alt ()	<ul style="list-style-type: none"> Indicates a file is available 	<ul style="list-style-type: none"> Alert Screen /Report column View All Alerts Client/Documents (footer)/Name column Account/Documents (footer)/Name column 	<ul style="list-style-type: none"> Charcoal 2 Charcoal 2 Charcoal 2
	icon-arrow-left ()	<ul style="list-style-type: none"> Net cash flow (loss) YTD withdrawals 	<ul style="list-style-type: none"> Net cash flow (loss) YTD withdrawals 	<ul style="list-style-type: none"> SEI Red SEI Red
	icon-arrow-right ()	<ul style="list-style-type: none"> Net cash flow (gain) YTD deposits 	<ul style="list-style-type: none"> Net cash flow (gain) YTD deposits Indicates “Click to Learn More” (regarding change to e-statements) 	<ul style="list-style-type: none"> SEI Green SEI Green White / SEI Red button
	icon-arrow-up ()	<ul style="list-style-type: none"> Gain in Account/ Revenue/Assets 	<ul style="list-style-type: none"> Net Gain YTD Realized Gain YTD Unrealized Gain 	<ul style="list-style-type: none"> SEI Green SEI Green SEI Green
	icon-arrow-down ()	<ul style="list-style-type: none"> Loss in Account/ Revenue/Assets “Add to Order Set” Button 	<ul style="list-style-type: none"> Net Loss YTD Realized Loss YTD Unrealized Loss “Add to Order Set” Button 	<ul style="list-style-type: none"> SEI Red SEI Red SEI Red Charcoal 2 or Brand Color 3
	icon-upload-alt ()	<ul style="list-style-type: none"> Money/Securities Transferred Out 	<ul style="list-style-type: none"> Money/Securities Transferred Out 	<ul style="list-style-type: none"> SEI Red
	icon-download-alt ()	<ul style="list-style-type: none"> Money/Securities Transferred In Save As... 	<ul style="list-style-type: none"> Money/Securities Transferred In Save As... 	<ul style="list-style-type: none"> SEI Green White on SEI Dark Orange
	icon-home ()	<ul style="list-style-type: none"> Reserved to Represent Address Info 	<ul style="list-style-type: none"> Contact Information/ Address Tab Account/Overview/ Phone Number 	<ul style="list-style-type: none"> Charcoal 2 (unselected); White on SEI Blue (selected) Charcoal 2
	icon-briefcase ()	<ul style="list-style-type: none"> Work Phone Number 	<ul style="list-style-type: none"> Account/Overview/ Phone Number 	<ul style="list-style-type: none"> Charcoal 2
	icon-mobile-phone ()	<ul style="list-style-type: none"> Mobile Phone Number 	<ul style="list-style-type: none"> Account/Overview/ Phone Number 	<ul style="list-style-type: none"> Charcoal 2
	icon-laptop ()	<ul style="list-style-type: none"> Other Phone Number 	<ul style="list-style-type: none"> Account/Overview/ Phone Number 	<ul style="list-style-type: none"> Charcoal 2
	icon-envelope-alt ()	<ul style="list-style-type: none"> E-mail tab in Contact Information 	<ul style="list-style-type: none"> E-mail tab in Contact Information 	<ul style="list-style-type: none"> Charcoal 2 (unselected); White on SEI Blue (selected)
	icon-envelope ()	<ul style="list-style-type: none"> Attach to Message 	<ul style="list-style-type: none"> Attach to Message 	<ul style="list-style-type: none"> White on SEI Dark Orange

(continued on next page...)

Icons *(continued)*











(for the following icons, use the font “FontAwesome”)

ICON <small>FontAwesome</small>	TAG AND UNICODE	REPRESENTS	WHERE USED	COLOR
	icon-folder-close ()	<ul style="list-style-type: none"> Information is in folder Statements 	<ul style="list-style-type: none"> Client/Documents/ Folders Account/Documents/ Folders Statements 	<ul style="list-style-type: none"> SEI Blue (unselected) SEI Blue (unselected) Charcoal 2
	icon-folder-open ()	<ul style="list-style-type: none"> Open folder 	<ul style="list-style-type: none"> Client/Documents/ Folders Account/Documents/ Folders 	<ul style="list-style-type: none"> White on SEI Blue (selected) White on SEI Blue (selected)
	icon-trash ()	<ul style="list-style-type: none"> Ability to delete information 	<ul style="list-style-type: none"> Contact Information (to delete info) Order Set dialog box 	<ul style="list-style-type: none"> Charcoal 3 Charcoal 3
	icon-book ()	<ul style="list-style-type: none"> Fact Find & Risk Tab 	<ul style="list-style-type: none"> Fact Find & Risk Tab 	<ul style="list-style-type: none"> Charcoal 2 (unselected); White on SEI Blue (selected)
	icon-copy ()	<ul style="list-style-type: none"> Recurring Events Tab 	<ul style="list-style-type: none"> Recurring Events Tab 	<ul style="list-style-type: none"> Charcoal 2 (unselected); White on SEI Blue (selected)
	icon-list-alt ()	<ul style="list-style-type: none"> Fees Tab 	<ul style="list-style-type: none"> Fees Tab 	<ul style="list-style-type: none"> Charcoal 2 (unselected); White on SEI Blue (selected)
	icon-check ()	<ul style="list-style-type: none"> Details Tab 	<ul style="list-style-type: none"> Details and Elections Tab 	<ul style="list-style-type: none"> Charcoal 2 (unselected); White on SEI Blue (selected)
	icon-ok ()	<ul style="list-style-type: none"> Shows selected item in drop down menu 	<ul style="list-style-type: none"> Appears to the left of selection in multiple drop-down menus 	<ul style="list-style-type: none"> Charcoal 3
	icon-exclamation-sign ()	<ul style="list-style-type: none"> Indicates Action is required in <ul style="list-style-type: none"> Activity Snapshot, Client Snapshot, Account Snapshot and “Client Snapshot” Tab 	<ul style="list-style-type: none"> To denote: “Action Required” <ul style="list-style-type: none"> Description column of Recent Activities / My Recent Activities Status column of Tasks & Activities To right of number of Overdue Tasks in Tasks and Recent Activities footer 	<ul style="list-style-type: none"> SEI Red SEI Red
	icon-retweet ()	<ul style="list-style-type: none"> Order Details 	<ul style="list-style-type: none"> Actions (pop-out)/Order Actions (pop-out)/ Complex Order Order Set Button 	<ul style="list-style-type: none"> White on SEI Dark Orange S/A S/A
	icon-upload ()	<ul style="list-style-type: none"> Disbursement 	<ul style="list-style-type: none"> Actions (pop-out)/ Disbursement 	<ul style="list-style-type: none"> White on SEI Dark Orange

(continued on next page...)

Icons *(continued)*







(for the following icons, use the font “FontAwesome”)

ICON <small>FontAwesome</small>	TAG AND UNICODE	REPRESENTS	WHERE USED	COLOR
	icon-download ()	<ul style="list-style-type: none"> Cash investment 	<ul style="list-style-type: none"> Actions (pop-out)/Invest Cash 	<ul style="list-style-type: none"> White on SEI Dark Orange
	icon-pencil ()	<ul style="list-style-type: none"> Ability to add/edit information 	<ul style="list-style-type: none"> Actions (pop-out)/Edit Profile In Order Set dialog box 	<ul style="list-style-type: none"> White on SEI Dark Orange Charcoal 3
	icon-trophy ()	<ul style="list-style-type: none"> Income Earned Tab 	<ul style="list-style-type: none"> Income Earned Tab 	<ul style="list-style-type: none"> Charcoal 2 (unselected); White on SEI Blue (selected)
	icon-bar-chart ()	<ul style="list-style-type: none"> Financial Summary Button 	<ul style="list-style-type: none"> Financial Summary Button 	<ul style="list-style-type: none"> SEI Green
	icon-signin ()	<ul style="list-style-type: none"> Unrealized Gain/Loss Tab 	<ul style="list-style-type: none"> Unrealized Gain/Loss Tab 	<ul style="list-style-type: none"> Charcoal 2 (unselected); White on SEI Blue (selected)
	icon-signout ()	<ul style="list-style-type: none"> Realized Gain/Loss Tab 	<ul style="list-style-type: none"> Realized Gain/Loss Tab 	<ul style="list-style-type: none"> Charcoal 2 (unselected); White on SEI Blue (selected)
	icon-exchange ()	<ul style="list-style-type: none"> Cash Flow Tab 	<ul style="list-style-type: none"> Cash Flow Tab 	<ul style="list-style-type: none"> Charcoal 2 (unselected); White on SEI Blue (selected)
	icon-print ()	<ul style="list-style-type: none"> Ability to Print 	<ul style="list-style-type: none"> At <  > Print “Print Detail” Button “Print Confirmation” Button Left side of Transaction Detail pop-up box Account/Overview/Phone Number (UK) 	<ul style="list-style-type: none"> White on SEI Dark Orange S/A S/A White on Charcoal 5 Charcoal 2
	icon-plus-sign ()	<ul style="list-style-type: none"> Ability to expand / show information upon click 	<ul style="list-style-type: none"> Contact Information (to add info) – Click to show info <ul style="list-style-type: none"> Browse All Clients & Prospects/Firm Hierarchy Browse All Clients & Prospects/Name Financial Summary/Summary/“Account/Portfolio” Holdings/Asset List/Description ID (click to show additional info) Order Set/Action 	<ul style="list-style-type: none"> Charcoal 3 Charcoal 3 Charcoal 3 Charcoal 3 Charcoal 3 SEI Green

(continued on next page...)

Icons *(continued)*











(for the following icons, use the font “FontAwesome”)

ICON <small>FontAwesome</small>	TAG AND UNICODE	REPRESENTS	WHERE USED	COLOR
	icon-minus-sign ()	<ul style="list-style-type: none"> • Ability to collapse / hide information upon click 	<ul style="list-style-type: none"> – Click to hide info <ul style="list-style-type: none"> • Browse All Clients & Prospects/Firm Hierarchy • Browse All Clients & Prospects/Name • Financial Summary/Summary/“Account/Portfolio” • Holdings/Asset List tab/Description ID (click to hide additional info) • Order Set/Action 	<ul style="list-style-type: none"> • SEI Teal • SEI Teal • SEI Teal • SEI Teal • SEI Dark Red
	icon-sitemap ()	<ul style="list-style-type: none"> • Account Breakdown 	<ul style="list-style-type: none"> • Account/Account Breakdown 	<ul style="list-style-type: none"> • SEI Blue
	icon-file-text ()	<ul style="list-style-type: none"> • Pending Transfers 	<ul style="list-style-type: none"> • Pending Transfers 	<ul style="list-style-type: none"> • Charcoal 2
	icon-circle-arrow-up ()	<ul style="list-style-type: none"> • Increase 	<ul style="list-style-type: none"> • In footers to show increase • Top Producing Team’s table – Trending Up 	<ul style="list-style-type: none"> • SEI Green • SEI Green
	icon-circle-arrow-down ()	<ul style="list-style-type: none"> • Decrease 	<ul style="list-style-type: none"> • In footers to show decrease • Top Producing Team’s table – Trending Down 	<ul style="list-style-type: none"> • SEI Red • SEI Red
	icon-circle-arrow-left ()	<ul style="list-style-type: none"> • Ability to go back 	<ul style="list-style-type: none"> • “Back” Button 	<ul style="list-style-type: none"> • White OR Charcoal 2
	icon-circle-arrow-right ()	<ul style="list-style-type: none"> • Ability to go forward • “Pending” or “In Progress” Status 	<ul style="list-style-type: none"> • “Confirm” Button • “Enter” Button • “OK” Button • “Order Set Update” Button • “Review Disbursement” Button • “Review Order” Button • “Send Disbursement” Button • “Submit” Button • “Submit Order” Button • Indicates “Pending” or “In Progress” Status in Recent Activities Table • Indicates “In Process” Status in Filters & Options Table 	<ul style="list-style-type: none"> • Charcoal 2 OR Brand Color 3 • S/A • S/A • S/A • S/A • S/A • S/A • S/A • S/A • SEI Blue • SEI Blue

(continued on next page...)

Icons *(continued)*







(for the following icons, use the font “FontAwesome”)

ICON <small>FontAwesome</small>	TAG AND UNICODE	REPRESENTS	WHERE USED	COLOR
	icon-filter ()	<ul style="list-style-type: none"> Filter Option (slated to be removed time-frame TBD) 	<ul style="list-style-type: none"> “Apply Filter” Button 	<ul style="list-style-type: none"> White on SEI Teal
	icon-search ()	<ul style="list-style-type: none"> “Search” Button 	<ul style="list-style-type: none"> “Search” Button 	<ul style="list-style-type: none"> White on SEI Teal
	icon-eye-open ()	<ul style="list-style-type: none"> Look Through Icon (on Asset list) 	<ul style="list-style-type: none"> “Utility” Menu (wrench)/ Select View In page tables when additional information is available Look Through Icon (on Asset list) 	<ul style="list-style-type: none"> White on SEI Dark Orange Same color as text represented s/a
	icon-table ()	<ul style="list-style-type: none"> Export options available at “utility” (wrench) menu 	<ul style="list-style-type: none"> “Utility” Menu (wrench)/ Export to CSV 	<ul style="list-style-type: none"> White on SEI Dark Orange
	icon-calendar ()	<ul style="list-style-type: none"> Date Range available for selection Task with Date 	<ul style="list-style-type: none"> Filters & Options/Date Range/Denotes ability to choose date In Cash Flow tab/ Disbursement, Denotes ability to choose date To left of Description “Tasks” table <ul style="list-style-type: none"> Pending Due Today Pending Overdue Pending with Due Date Selected Pending no Due Date Selected Order Set dialog box 	<ul style="list-style-type: none"> White on Charcoal 4 White on Charcoal 4 – Color reflects status and is coded “conditional” <ul style="list-style-type: none"> SEI Green SEI Red SEI Blue Charcoal 4 Charcoal 4
	icon-angle-right ()	<ul style="list-style-type: none"> Separation of information 	<ul style="list-style-type: none"> On left side of purpose description in the Contact Information Pop-up Separator between header descriptions in pop-up boxes 	<ul style="list-style-type: none"> Charcoal 2 Same color as text it is separating
	icon-angle-up ()	<ul style="list-style-type: none"> A text dominant column is sortable 	<ul style="list-style-type: none"> In sortable columns 	<ul style="list-style-type: none"> Charcoal 2
	icon-angle-down ()	<ul style="list-style-type: none"> A numeral dominant column is sortable 	<ul style="list-style-type: none"> In sortable columns 	<ul style="list-style-type: none"> Charcoal 2
	icon-check-empty ()	<ul style="list-style-type: none"> Empty/unselected checkbox 	<ul style="list-style-type: none"> In dialog boxes that allow checkbox selection 	<ul style="list-style-type: none"> Charcoal 2
	icon-check ()	<ul style="list-style-type: none"> Selected checkbox 	<ul style="list-style-type: none"> In dialog boxes that allow checkbox selection 	<ul style="list-style-type: none"> Charcoal 2

(continued on next page...)

Icons *(continued)*

(for the following icons, use the font “Iconic”)

ICON <small>Iconic font</small>	TAG	REPRESENTS	WHERE USED	COLOR
	chart_alt	<ul style="list-style-type: none"> • <i>Reserved to Represent</i> Account 	<ul style="list-style-type: none"> • Summary Tab • Practice Management Center/Market News/Investment Solutions • Actions (pop-out)/Change Strategy • Search Results • Client/Accounts • Client Account/Account Type • Client Account/Account Type/Taxability (non-taxable) 	<ul style="list-style-type: none"> • Charcoal 2 (unselected); White on SEI Blue (selected) • SEI Teal • White on SEI Dark Orange • Charcoal 2 • SEI Blue • SEI Blue • SEI Dark Green
	aperture	<ul style="list-style-type: none"> • “Harvest Taxes” Button 	<ul style="list-style-type: none"> • Actions/Harvest Taxes • “Harvest Taxes” Button 	<ul style="list-style-type: none"> • White • White on SEI Dark Orange
	loop_alt2	<ul style="list-style-type: none"> • “Estimate” Button 	<ul style="list-style-type: none"> • “Estimate” Button 	<ul style="list-style-type: none"> • White on Charcoal 2
	target	<ul style="list-style-type: none"> • Rebalance 	<ul style="list-style-type: none"> • Actions (pop-out)/Rebalance 	<ul style="list-style-type: none"> • White on SEI Dark Orange
	arrow_up	<ul style="list-style-type: none"> • Gain / Increase 	<ul style="list-style-type: none"> • Indicates Net Gain in: <ul style="list-style-type: none"> – Summary, – Cash Flow, – Income Earned, – Realized and Unrealized Gain/Loss Tabs • In “My Revenue” screen to show Gain 	<ul style="list-style-type: none"> • SEI Green • SEI Green
	arrow_down	<ul style="list-style-type: none"> • Loss / Decrease 	<ul style="list-style-type: none"> • Indicates Net Loss in: <ul style="list-style-type: none"> – Summary, – Cash Flow, – Income Earned, – Realized and Unrealized Gain/Loss Tabs • In “My Revenue” screen to show Loss • Add to Order Set Button 	<ul style="list-style-type: none"> • SEI Red • SEI Red • Charcoal 2 or Brand Color 3

Tables

General Table Specifications

These specifications apply to all tables (unless otherwise noted).

Alignment within Table Columns

- In Header for column that contains text in cells – text-align: left
- In Header for column that contains numeric value in cells – text-align: center
- In Header for column that contains date in cells – text-align: center
- In Header columns that contains text & numeric value in cells – use the dominant value to determine alignment
- Within columns – text should align left, numeric values should align right
 - **EXCEPTION:** If the first column in a table contains a numeric value, header is left aligned and value is centered

Checkboxes

Should always appear in their own column

Horizontal Rules

rule-weight: 1 px; rule-style: dotted; rule-width: same as table width

Icons

- When an icon appears before an identifier (representing type of activity/status), icon-size: 20 px; icon-color: <same as text color or conditional>; padding: 7 px between icon and information represented; align: center vertically.
- When an icon appears after an identifier (representing additional information is available in a pop-up box), icon-size: 13 px; icon-color: <same as text color>; padding: 7 px between information represented and the icon.
- Icon Color (See *UI Standards* section for additional information about color use for icons)

Shading

- Primary shading in page tables – Charcoal 5
- Secondary shading in page tables – Charcoal 6

Size

- Full page tables are 960 px wide, allowing 20 px padding on left and right of screen.
- Column size:
 - width will be determined by the amount of information appearing in that column and set as a percent of overall size.
 - height for column header is based on number of lines in longest column header plus padding: 10 px above and below.
- Row size:
 - height will vary and is determined by the number of lines of text in the row plus padding: 10 px above and below.
- When 2 dashboard tables appear side by side, size will be percent of screen space needed for the info plus padding.

Sortable Columns

- To indicate ability to sort column, the symbol icon-angle-down “▼” (when sorting numeral dominant column) or icon-angle-up “^” (when sorting text dominant column) should appear 4 px to the right of the last character in column header text.
- In sorted column, icon-caret-down “▼” is used to indicate column is “sorted High to Low / Z to A”, icon-caret-up “▲” is used to indicate column is “sorted Low to High / A to Z”

Text

- Table header text – font-color: Header Text (Charcoal 2); font-size: 15 px, font-weight: bold; line-height: 16 px
- Table primary text – font-color: Primary Text (Charcoal 2); font-size: 15 px, font-weight: regular; line-height: 16 px
- Table secondary text – font-color: Secondary Text (Charcoal 4); font-size: 12 px, font-weight: regular; line-height: 12 px
- Gap between primary and secondary text in table – padding: 5 px
- Dashboard table label – font-color: **Brand Color 2**
- Dashboard table header text – font-color: White; background-color: **Brand Color 2**

Vertical Rules

Only used in shaded table heading; rule-weight: 1 px; rule-style: solid; rule-height: same as shaded area

NOTE: This Style Guide makes every effort to define column width preferences for tables, however, bootstrap may adjust column size to some degree based on the amount of content in the cells. Use discretion in trying to match the prototype as closely as possible.

(continued on next page...)

Tables (continued)

Page Tables

Example of Page Table with expand/collapse ability in rows

Table Header Text
font-size: 15 px
font-color: Charcoal 2
font-weight: bold
line-height: 16 px

Column Separator
rule-weight: 1 px
rule-height: same as height of shaded area
rule-color: White

Table Header
size: variable % (w) x variable px (h)
background-color: Charcoal 5

Space on left and right of pipe
padding: 3 px
pipe-color: same as text it separates

Expand/Collapse Icon
icon-size: 15 px
alignment: vertically center with top line of text in row
padding: 7 px before icon
7 px after

Text in Expanded Table Row
Primary Identifier:
font-size: 12 px
font-color: Charcoal 2
font-weight: regular
Secondary Identifier:
font-size: 12 px
font-color: Charcoal 4
padding: 10 px above first line of text and below last line of text
padding: 5 px (between primary and secondary identifier)

Text in Main Table Row
Primary Identifier:
font-size: 15 px
font-color: Charcoal 2
font-weight: regular
line-height: 16 px
Secondary Identifier:
font-size: 12 px
font-color: Charcoal 4
font-weight: regular
padding: 10 px above first line of text and below last line of text
padding: 5 px (between primary and secondary identifier)

Row Separator
rule-weight: 1 px
rule-style: dotted
rule-width: same as table width
rule-color: Charcoal 5

Links Within Tables
underline

Row with Expand/Collapse Ability
default background-color: White
when expanded
background-color: Charcoal 6

Multiple lines of text in expand/collapse row
additional lines of text align-left with text, NOT icon.

Expanded text showing
lines up under text NOT icon.

Description / ID	Price	Quantity	Market Value	%	Cost Basis	Unrealized Net G/L	Estimated Annual Income
Jane Littleton IRA – #54-9986-A9 2nd line of text here to show text align			\$72,363.79	0%	\$72,363.79	\$4,216.46	\$72,363.79
Microsoft Corporation 594918104 MSFT	\$27.50	13.0000	\$363.79 13.0000 @ \$27.50	0%	\$72,363.79	\$4,216.46	\$72,363.79
SEI Core Market Strategy Fund (Class A) (SOKAX) 745925647 SOKAX	\$3.04	189.1234	\$101,309.31 189.1234 @ \$3.04	26%	\$101,309.31	\$5,903.04	\$101,309.31
SEI Large Cap Fund (Class A) (SLGAX) 783925217 SLGAX 4th line in this row, if needed	\$3.04	189.1234	\$101,309.31 189.1234 @ \$3.04	26%	\$101,309.31	\$5,903.04	\$101,309.31
Jane Littleton Taxable – #30-0988-G2			\$72,363.79	0%	\$72,363.79	\$4,216.46	\$72,363.79

(continued on next page...)

Tables *(continued)*

Page Tables *(continued)*

Example of Page Table without expand/collapse ability in rows

Empowered by SEI © 2019

CLIENT
Jane Littleton

Actions

Tax Lots Transactions

Filters & Options

Description / ID ▾	Account / Portfolio Name	Market Value	%	Cost Basis	Unrealized Net G/L	Estimated Annual Income
Microsoft Corporation ⓘ 594918104 MSFT	Portfolio Name ABC	\$363.79 13.0000 @ \$27.50	0%	\$72,363.79	\$4,216.46	\$72,363.79
SEI Core Market Strategy Fund (Class A) (SOKAX) ⓘ 745925647 SOKAX	Portfolio Name DEF	\$101,309.31 189.1234 @ \$3.04	26%	\$101,309.31	\$5,903.04	\$101,309.31
SEI High Yield Bond Fund (Class A) (SHYAX) 783925647 SHYAX	Portfolio Name GHI	\$72,363.79 205.1234 @ \$16.46	20%	\$72,363.79	\$4,216.46	\$72,363.79
SEI Large Cap Fund (Class A) (SLGAX) 783925217 SLGAX	Portfolio Name JKL	\$72,363.79 234.1234 @ \$6.46	20%	\$72,363.79	\$4,216.46	\$72,363.79
SEI Prime Obligation Fund (Class A) (TPRXX) 783926306 TPRXX	Portfolio Name MNO	\$12,492.64 1.1234 @ \$9.64	2%	\$12,492.64	\$12,492.64	\$12,492.64

Overview | Financial Summary | Profile | Holdings | Activities

Text
align: left
under table header

Icon (if needed)
icon-color: same as text being represented
padding: 7 px to right of last character of represented information

(continued on next page...)

Tables *(continued)*

Page Tables *(continued)*

Example of Page Table with ability to sort by column

The screenshot shows the SEI Advisor Desktop Experience interface. At the top, there is a navigation bar with the SEI logo, a search bar, and the user name 'Jane Sellers'. Below this, the client information 'Jane Littleton IRA #54-9986-A9' is displayed. The interface includes several tabs: 'Related Parties', 'Details', 'Recurring Events', and 'Fees'. Two tables are shown: 'Client Communications' and 'Cash Events'. Both tables have columns with sort indicators (caret-up '^' for ascending, caret-down 'v' for descending). The 'Client Communications' table has columns: Recipient, Type, Quarterly Performance, Frequency, Group, Delivery Method, and Scheduled Date. The 'Cash Events' table has columns: Recipient, Type, Gross Amount, Net Amount, Frequency, Pay To / Pay From Details, and Next Event Date. A bottom navigation bar contains 'Overview', 'Financial Summary', 'Profile', 'Holdings', and 'Activities'.

Recipient ^	Type ^	Quarterly Performance ^	Frequency ^	Group ^	Delivery Method ^	Scheduled Date ^
Littleton, John	Statement Package	Yes	Monthly	Group B	Print	01-Jan-2013
Littleton, Jane	Statement Package	No	Quarterly	—	e-Delivery	31-Jan-2013
Littleton, Jane	Tax Package	—	Quarterly	—	Print	01-Apr-2013
Littleton, Jane	Contract Notes	—	—	Group B		

Recipient ^	Type ^	Gross Amount v	Net Amount v	Frequency ^	Pay To / Pay From Details ^	Next Event Date v
Cash Disbursement	ACH	\$10,000.00	\$10,000.00	Monthly	Bank Name / Address	31-Mar-2013
Cash Disbursement	ACH	\$5,068.00	\$4,099.00	Monthly	Bank Name / Address	28-Feb-2013
Cash Receipt	BACS	\$987.00	\$675.00	Weekly	Bank Name / Address	31-Jan-2013
Cash Receipt	SWIFT	\$7,500.00	\$7,000.00	Daily	Bank Name / Address	11-Jan-2013
Automatic Investment Program (AIP)	WIRE	\$4,950.00	\$4,950.00	One Time	Bank Name / Address	01-Jan-2013

Sort Indicator (text dominant column)
Indicate ability to sort column with the symbol icon-angle-up “^”
padding: 7 px to right of last character

Sort Indicator (numeral dominant column)
Indicate ability to sort column with the symbol icon-angle-down “v”
padding: 7 px to right of last character

Sort Indicator (shows sorted column)
In sorted column:
icon-caret-down “v” is used to indicate column is “sorted High to Low / Z to A”,
icon-caret-up “^” is used to indicate column is “sorted Low to High / A to Z”

Tables *(continued)*

Page Tables *(continued)*

Example of Page Table with 2-layer header

The screenshot shows a web interface for "Assets Under Management". It includes a search bar, a "Group By" dropdown set to "Account", and a table with 8 columns. The table has a primary header row and a secondary header row. A red dot and vertical line highlight the secondary header row.

Client	Total Market Value	SEI			Non SEI		
		Money Markets	Mutual Funds	SMA	Transaction Fee Feeds	NTF Feeds	Securities
⊕ Jane Littleton	\$66,894	\$150,754	\$666,895	\$150,754	\$150,754	\$150,754	\$150,754
⊖ John Littleton	\$1,298,881	\$654,782	\$777,564	\$654,782	\$654,782	\$666,895	\$654,782
Allianz UK & European Inv Funds - Allianz RCM UK Equity Fund 3138395 GB0031383952	\$1,000,000	\$654,782	\$717,564	\$254,742	\$64,782	\$66,895	\$54,782
SEI Global Managed Volatility Fund 783925415 B5TYMQ7	\$298,881	\$64,782	\$77,564	\$65,782	\$54,782	\$56,895	\$44,782
⊕ Robert Reynolds	\$654,782	\$67,888	\$1,298,881	\$67,888	\$666,895	\$777,564	\$67,888
⊕ Robert Stevens	\$12,400,067	\$1,298,881	\$150,754	\$1,298,881	\$777,564	\$1,298,881	\$1,298,881
⊕ Steven Stevens	\$1,298,881	\$777,564	\$654,782	\$777,564	\$1,298,881	\$777,564	\$777,564

When a second header is required on top of primary header
 size: text size + padding: 10 px top and bottom (h) x size as needed to fit over represented columns (w)
 background-color: Charcoal 6

Tables (continued)

Summary of Assets Table

The screenshot displays a user interface for Jane Littleton, showing a summary of assets. The top navigation bar includes the SEI logo, a search bar, and the user's name. Below the navigation, there are tabs for 'Asset List', 'Tax Lots', and 'Transactions'. The main content area features a summary of key metrics: Market Value (Base) at \$150,847,193,591.85, Investment Cost at \$227,670.05, Gain/Loss at \$231,722.53 (14.32% gain), and Estimated Annual Income at \$4,539.48. Below this summary is a table of asset holdings with columns for Description / ID, Market Value (Local), % of Portfolio, Market Value (Base), Investment Cost, Gain/Loss, and Estimated Annual Income. The table lists five assets, including Microsoft Corporation and several SEI funds. At the bottom, there is a navigation bar with tabs for Overview, Financial Summary, Profile, Holdings, and Activities.

Annotations in the image specify styling details:

- padding: 15 px**: Applied to the top summary metrics.
- padding: 7 px**: Applied to the Gain/Loss and Estimated Annual Income metrics.
- font-size: 16 px**: Applied to the Investment Cost label.
- font-size: 24 px**: Applied to the Market Value (Base) label.
- font-size: 12 px**: Applied to the Gain/Loss label.
- font-size: 20 px**: Applied to the Estimated Annual Income label.
- font-color: Charcoal 2**: Applied to the Market Value (Base) label.
- font-color: Charcoal 4**: Applied to the Gain/Loss label.
- vertical rule rule-weight: 1 px rule-height: variable (space of text plus 5 px above and below)**: Applied to the vertical lines separating the summary metrics.
- icon-size: 20 px**: Applied to the information icon in the Gain/Loss metric.
- padding: 20 px**: Applied to the table header and the first row.

Description / ID	Market Value (Local)	%	Market Value (Base)	Investment Cost	Gain/Loss	Estimated Annual Income
Microsoft Corporation 594918104 MSFT	\$22,363.79 13.0000 @ \$27.50	0%	\$72,363.79	\$52,363.79	\$1,000.00 1.01%	\$72,363.79
SEI Core Market Strategy Fund (Class A) (SOKAX) 745925647 SOKAX	\$181,309.31 189.1234 @ \$3.04	26%	\$101,309.31	\$71,309.31	\$2,000.00 4.72%	\$101,309.31
SEI High Yield Bond Fund (Class A) (SHYAX) 783925647 SHYAX	\$172,363.79 205.1234 @ \$16.46	20%	\$72,363.79	\$42,363.79	\$3,000.00 8.26%	\$72,363.79
SEI Large Cap Fund (Class A) (SLGAX) 783925217 SLGAX	\$252,363.79 234.1234 @ \$6.46	20%	\$72,363.79	\$32,363.79	\$4,000.00 11.21%	\$72,363.79
SEI Prime Obligation Fund (Class A) (TPRXX) 783926306 TPRXX	\$112,492.64 1.1234 @ \$9.64	2%	\$12,492.64	\$6,492.64	\$5000.00 22.57%	\$12,492.64

(continued on next page...)

Tables *(continued)*

Dashboard Tables

When more than one Dashboard Table will appear on a page:

- As on all pages, allow 20 px padding on left and right of screen.
- When dashboard tables appear side by side, allow a minimum of 20 px spacing between them.
- When dashboard tables appear above and below, allow a minimum of 15 px spacing between them.

Horizontal Rule
rule-weight: 1 px
rule-color: **Brand Color 2**

padding: 5 px
between label and
horizontal rule

padding: 10 px
between horizontal
rule and dashboard
table header

Dashboard Label
font-size: 18 px
font-color: **Brand Color 2**
text-align: left

icon-caret-down ()
icon-size: 18 px
icon-color: **Brand Color 2**

Row Height
same as page tables,
no horizontal rule

Dashboard Table Headers
background-color: **Brand Color 2**

Dashboard Table Header Text
font-color: White
padding: 7 px on left

Icons in Tables
icon-size: 20 px
icon-color: Default – Charcoal 2
color is coded conditional and will reflect the Status/Due Date
padding: 7 px on left when table header contains padded text

Text in Tables
Primary Identifier:
font-size: 15 px
font-color: Charcoal 2
font-weight: regular
line-height: 16 px
Secondary Identifier:
font-size: 12 px
font-color: Charcoal 4
padding: 7 px between icon and text

(continued on next page...)

Tables *(continued)*

Dashboard Tables *(continued)*

HOUSEHOLD
Littleton Family

Asset Allocation ▾

Add Dashboard Table Here

Add Dashboard Table Here

Accounts ▾

Add Dashboard Table Here

Recent Activities ▾

✓	Cash Disbursement [\$45,000.00] John Littleton IRA # 54-9986-A9	Completed 18-Nov-2012
➔	Cash Receipt [\$5,000.00] John Littleton IRA # 54-9986-A9	Pending 17-Nov-2012
➔	Account Open/Enrollment John Littleton IRA # 54-9986-A9	Pending 17-Nov-2012
!	Rebalance Account John Littleton IRA # 54-9986-A9	Action Required 16-Nov-2012

Tasks & My Recent Activities
Overdue Tasks: 7
In Process Activities: 2

Net Flows
\$768
In thousands

Fee Revenue
\$525
In thousands


If table label is under Top Bar
Header with rule,
padding: 10 px

If no header under table label, icon (or text)
is aligned left with the label

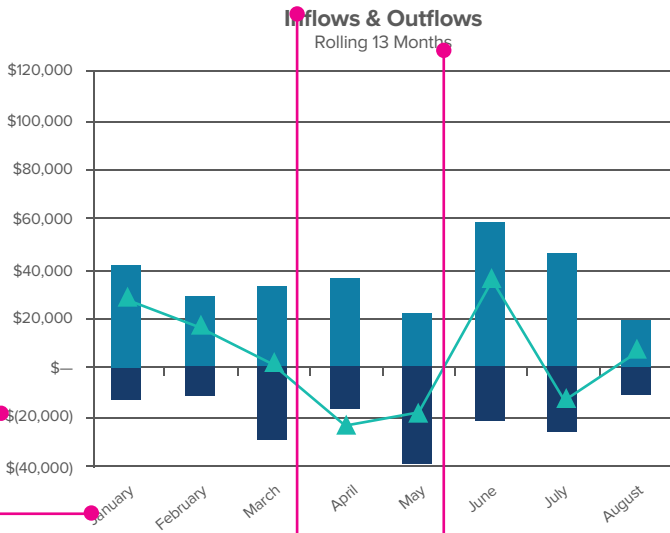
Visible area of a dashboard table when 4 tables appear on one page is approximately:
470 px (w) x 238 px (h) (with primary navigation footer bars)
470 px (w) x 270 px (h) (with sub navigation footer bars)

Tables *(continued)*

Dashboard Table Exception



My Net Flows ▾



Inflows & Outflows ▾
Year to Date ▾

Inflows	Amount
Cash Receipts	\$718,377
Securities Transferred In	\$123,710
Total Inflows	\$842,087
Outflows	Amount
Cash Disbursements	\$(32,985)
Securities Transferred Out	\$(12,289)
Total Outflows	\$(45,274)
Net Flows	\$796,813

Chart/Graph Primary Header
font-size: 18 px
font-color: Charcoal 2
font-weight: bold
text-align: center over chart or graph

Chart/Graph Secondary Header
font-size: 14 px
font-color: Charcoal 2
font-weight: regular

If a dashboard table header is referring to data in a chart or graph
background-color 1: **Brand Color 2**
(use firm's brand color; in this example at Inflows)
background-color 2: **Brand Color 1**
(use firm's brand color; in this example at Outflows)

Text in Table
Same as all Dashboard Tables (refer to information at the beginning of the *Tables* section)

Chart/Graph Text
font-size: 12 px
font-color: Charcoal 2
font-weight: regular

"Total" row
background-color: Charcoal 5
font-size: 15 px
font-color: Charcoal 2
font-weight: bold

Tables (continued)

Drop Down Tables

Symbol
icon-caret-up
icon-color: **Brand Color 1**

Top Border
overall size: 290 px (w) x 25 px (h)
background-color: **Brand Color 1**
font-size: 12 px
font-color: White
text-align: left

Client Name
font-size: 11 px
font-color: Charcoal 4
font-weight: regular

Date
font-size: 11 px
font-color: Charcoal 4
font-weight: regular

Alert Description
font-size: 11 px
font-color: Charcoal 4
Unread Alerts display with background-color: Charcoal 6 and font-weight: bold for description

Alert Type Indicator
icon-size: 30 px
icon-color: See *UI Standards* section for information about color use for icons

Bottom Border
overall size: 290 px (w) x 20 px (h)
background-color: **Brand Color 1**
font-size: 12 px
font-color: White
text-align: center

Additional Text and Related Activity
(this text is hidden until chevron icon is clicked)
font-size: 10 px
font-color: Charcoal 4
font-weight: regular

Chevron Icon default:
icon-chevron-down
icon-size: 20 px
icon-color: Charcoal 2
when clicked to expand:
icon-chevron-up

Alerts

Alert Type	Client Name	Date	Description
	John Littleton	10-Nov-2012	Client Investment Constraint Violated
	John Littleton	09-Nov-2012	Client Investment Constraint Violated Client was expected to take RMD of \$2,456.50 on 03-Jan-2013, but the distribution was canceled. Related Activity: 34223
	John Littleton	03-Nov-2012	Contribution Below Target for Period
	John Littleton	01-Nov-2012	Portfolio Out of Balance

See All

Tasks & My Recent Activities
Overdue Tasks: 7
In Process Activities: 2

Net Flows
\$768
in thousands

Fee Revenue
\$525
in thousands

Alerts

No Recent Alerts Found

See All

Alerts

No Alerts Found

See All

This message is displayed when no Alerts are available for the prior 7 calendar days but there are additional alerts available for the prior 12 months.

This message is displayed when no Alerts are available for the prior 12 months.

(continued on next page...)

Tables (continued)

Drop Down Tables (continued)

Header
background-color: Charcoal 3
font-size: 11 px
font-color: Charcoal 4
padding: 7 px on left

Main Menu Drop Down
font-size: 11 px
font-color: White
padding: 14 px on left

Main Menu Drop Down
size: 180 px (w) x size as needed to fit (h)
based on text size with 7 px at top and bottom of box and 10 px between lines
background-color: Charcoal 4
border: 1 px solid
border-color: White

User Options Drop Down
box-size: 162 px (w) x 184 px (h)
background-color: White
border: 1 px solid
border-color: Charcoal 4

Horizontal rule
align: vertically centered
rule-weight: 1 px
rule-color: Charcoal 4

Text
padding: 22 px from box edge to text
vertically centered in 1/2 of box
font-size: 13 px
font-color: Charcoal 2

Tasks & My Recent Activities
Overdue Tasks: 7
In Process Activities: 2

Net Flows
\$768
in thousands

Fee Revenue
\$525
in thousands

Tables *(continued)*

No Data Display

Use content that is specific to the table results. Text should be Title Case (capital letter for the start of every significant word) and should all appear on one line (do not have text wrap in first column); align: left under header (or with padding: 10 px if no header).

Examples:

- *In Assets Table:* No Assets to Display
- *In Data Table:* No Data to Display
- *In Tasks Table:* No Tasks to Display
- *In Activity Table:* No Activities to Display

The screenshot shows the SEI Advisor Desktop Experience interface for a client named Jane Littleton. The top navigation bar includes the SEI logo, a search bar, and the user name 'Jane Sellers'. Below the navigation bar, the client information 'Jane Littleton IRA #54-9986-A9' is displayed. The interface is divided into several sections:

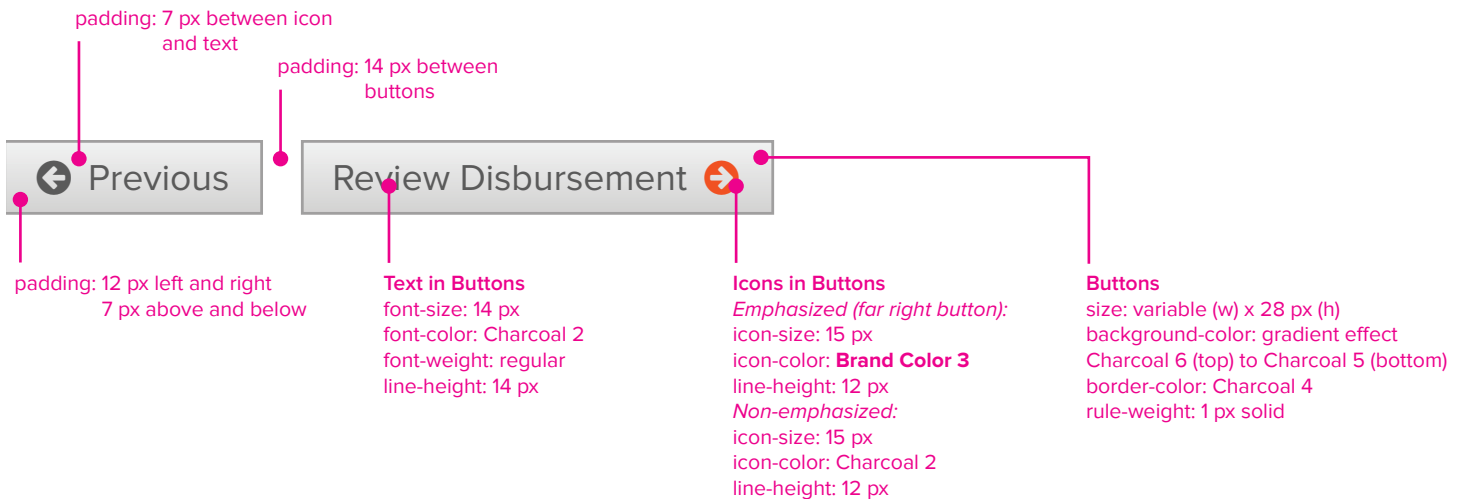
- Client Communications:** A table with columns: Recipient, Type, Quarterly Performance, Frequency, Group, Delivery Method, and Scheduled Date. Below the table, it says 'No Data To Display'.
- Cash Events:** A table with columns: Recipient, Type, Gross Amount, Net Amount, Frequency, Pay To / Pay From Details, and Next Event Date. Below the table, it says 'No Data To Display'.
- Asset Allocation:** A section with a dropdown arrow and the text 'No Assets To Display'. A callout box points to this text with the following specifications:
 - font-size: 12 px
 - font-color: Charcoal 2
- Recent Activities:** A list of activities with columns for activity name, amount, and status. The activities include:
 - Cash Disbursement: [\$45,000.00] - Completed - 15-Nov-2012
 - Cash Receipt: [\$5,000.00] - Pending - 12-Nov-2012
 - Account Open/Enrollment - Pending - 09-Nov-2012
 - Rebalance Account - Action Required - 01-Nov-2012
- Accounts:** A section with a dropdown arrow and the text 'Add Dashboard Table Here'.

Page Elements

Buttons (In Dialog Box)

These specifications apply to all dialog box buttons (unless otherwise noted).

- Size: variable* (w) x 28 px (h)
- Background-color: gradient effect – Charcoal 6 (top) to Charcoal 5 (bottom)
- Border: rule-weight 1 px; border-color: Charcoal 4
- Text = font-family: Proxima Nova; font-size: 14 px; font-color: Charcoal 2; font-weight: regular; line-height: 14 px
- Icon = font-family: FontAwesome (or Iconic); icon-size: 15 px; icon-color: Charcoal 2 (non-emphasized); icon-color: **Brand Color 3** (emphasized); line-height: 12 px
- Text and icon should be centered horizontally and vertically in the box
- Padding: 12 px – on left and right
7 px – on top and bottom
7 px – between icon and text
- When placing buttons side by side, allow padding: 14 px between













* Type, icon and padding will determine the width of the button.
SEI Advisor Desktop Experience

Page Elements *(continued)*

Buttons (Custom)

- Text and icons in all buttons should be centered horizontally and vertically
- Padding: 8 px on left, right, top and bottom
6 px between icon and text
- Shadow (if applicable): shadow-color: Charcoal 4 (rgba: 160, 160, 160, .8); offset: 5 px
- For all other specifications, refer to information in the following chart

BUTTON	ICON	SPECIFICATIONS	WHERE USED
	icon-name: icon-filter ()	button-size: variable* (w) x 25 px (h) background-color: Brand Color 4 icon-size: 15 px	Filters & Options Screen
	icon-name: icon-search ()	font-size: 14 px icon-color and font-color: White font-weight: bold shadow-color: see above	Filters & Options Screen with multi-selection menus
	icon-name: N/A	button-size: variable* (w) x 25 px (h) background-color: gradient effect, SEI Red 10% (top) to 25% (bottom) font-size: 14 px	Exception Handling Pop-up Boxes
		font-color: Charcoal 3 font-weight: bold shadow-color: see above	Exception Handling Pop-up Boxes
	icon-name: icon-cog ()	button-size: 90 px (w) x 25 px (h) background-color (left): Charcoal 2 background-color (right): Charcoal 5 icon-size: 15 px icon-color: White shadow-color: see above	All Account Screens
	icon-name: icon-share-sign ()	icon-size: 25 px icon-color: White shadow-color: see above	All Account Screens
	icon-name: N/A	button-size: variable* (w) x 14 px (h) background-color: SEI Blue font-size: 14 px	Pull-through screen ONLY
		font-color: White font-weight: bold shadow-color: see above	Pull-through screen ONLY
	icon-name: icon-plus ()	button-size: 30 px (w) x 16 px (h) background-color: Charcoal 2 icon-size: 12 px icon-color: White	Filters & Options
	icon-name: icon-minus ()	button-size: 30 px (w) x 16 px (h) background-color: SEI Teal icon-size: 12 px icon-color: White	Filters & Options

* Type, icon and padding will determine the width of the button.

Page Elements *(continued)*

Dialog Boxes

Shown below is a read-only dialog box.

Dialog Box
page alignment: center of screen — horizontally and vertically
box-size: variable
rule-weight: 2 px
rule-color: **Brand Color 2**
background-color: White
padding: 10 px all sides

Dialog Box Header
size: width same as Dialog Box,
height variable, text plus padding: 10 px top and bottom
background-color: **Brand Color 2**
font-size: 14 px
font-color: White
text-align: left
padding 10 px on left, top and bottom)

Close Icon
rear icon: icon-circle
icon-size: 30 px
icon-color: **Brand Color 2**
front icon: icon-remove-sign
icon-size: 26 px
icon-color: White

Table in Dialog Box
Same specifications as page tables

Label
font-size: 12
font-color: Charcoal 4
font-weight: regular
padding: 10 px above
5 px below

Identifier
font-size: 15
font-color: Charcoal 2
font-weight: regular
padding: 20 px below

Account Number	Portfolio Name
123456	Portfolio 1
612459	Portfolio 2
123446	Portfolio 3
123345	Portfolio 4
234566	Portfolio 5
987654	Portfolio 6

Shown below is a dialog box with drop-down menu filter options.

Label
font-size: 14 px
font-color: Charcoal 4

Menu Text
Same specifications as *Filters & Options with Search*

When content overflows the visible space in a Dialog Box, a scroll bar is added, leaving buttons fixed at bottom of screen
padding: 10 px above and below

Dialog Box Footer
size: variable width (same as Dialog Box) x 52 px (h)
background-color: Charcoal 6
Rule Above
rule-weight: 1 px
rule-color: Charcoal 5

Buttons in Dialog Box
Buttons should be fixed at bottom right in Dialog Box
padding: 10 px on right
12 px above and below
12 px between buttons

(continued on next page...)

Page Elements *(continued)*

Dialog Boxes *(continued)*

Shown below is a dialog box with checkbox filter options.

Fee Types

- Administrative Fee
- Administrative Fee
- Broker Commission
- Firm Concession
- International Wire Fee
- Investment Advisory Fee
- Liquidation Fee
- Local Tax
- Other Charges
- Other Mutual Fund Fees
- Overnight Delivery Fee
- SEC Fee
- SEI Account Service Fee
- SEI Account Service Fee
- Short Term Redemption Fee
- Short Term Redemption Fee Collected
- Wire Fee

Apply

Fee Revenue

Total Fee Revenue

Fee Types
Year to Date

Fee Type	Amount
Investment Advisory Fee	\$1,085,064
Administrative Fee – Flat	\$285,096
Investment Advisory Fee	\$260,206
Other Mutual Fund Fees	\$72,416
Overnight Delivery Fee	\$36,782
SEC Fee	\$34,739
Other Mutual Fund Fees	\$29,425
Administrative Fee	\$27,818
Short Term Redemption Fee Collected	\$11,650
Wire Fee	\$29,425
Total	\$1,872,621

Annotations:

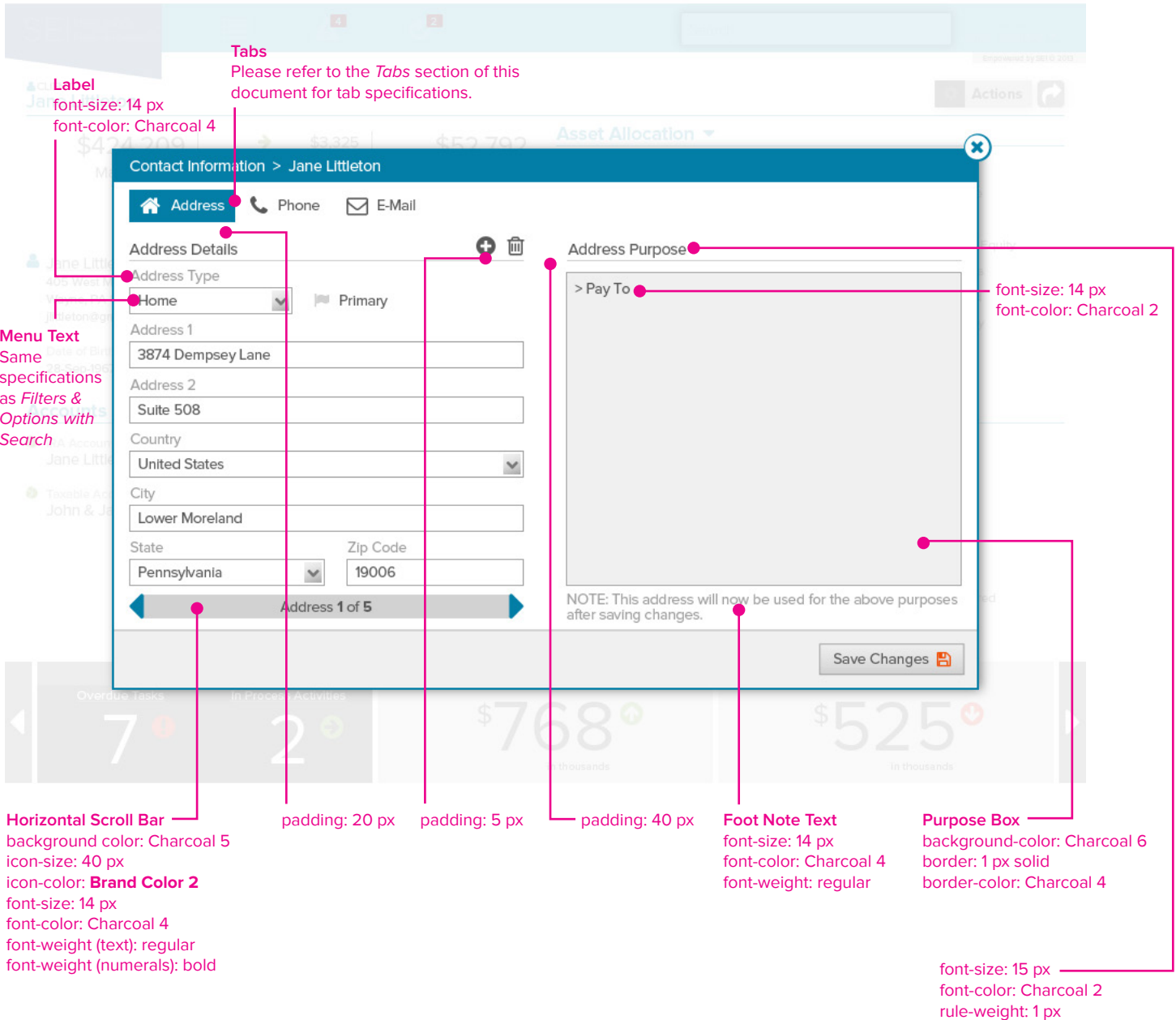
- font-size: 13 px
- font-color: Charcoal 2
- line-height: 16 px
- padding: 10 px left
- box-size: 400 px (w) x variable* (h)
- *determined by number of items listed plus
- padding: 18 px at top and
- padding: 40 px at bottom
- page alignment: center of screen – horizontally and vertically
- background-color: White
- border-color: Brand Color 2
- rule-weight: 2 px
- Shadow
- shadow-color: Charcoal 4 (rgba: 160, 160, 160, .8);
- offset: 5 px

(continued on next page...)

Page Elements *(continued)*

Dialog Boxes *(continued)*

Shown below is a dialog box with multiple screen selection elements.



Page Elements *(continued)*

Display of “Data As Of” Indicator

Data As Of
font-size: 12 px
font-color: Charcoal 4
align: same baseline as *Filters & Options*
align: right with edge of Search Button

Time and Date

- **US**
12-hour format – hh:mm:ssAM/PM; (time zone indicator); date (refer to Date Format information in *UI Standards* section)
- **UK**
24-hour format – hh:mm:ss; (time zone indicator); date (refer to Date Format information in *UI Standards* section)

Description / ID	Price	Quantity	Market Value	%	Cost Basis	Unrealized Net G/L	Estimated Annual Income
Jane Littleton IRA – #54-9986-A9 2nd line of text here to show text align			\$72,363.79	0%			
Jane Littleton IRA – #54-9986-A9 2nd line of text here to show text align			£72,363.79	0%	£72,363.79	£4,216.46	£72,363.79

Page Elements *(continued)*

Display of “Transactions Prior To” Indicator

CLIENT: Jane Littleton

Filters & Options

Account: All Portfolio: All Search: Enter Search Criteria Search Clear

Category: Deposits Date Range: Specify Date Range

Data As Of: 06:27:52 AM PDT 04-Sep-2013

Description / ID	Price	Quantity	Market Value	%	Cost Basis	Unrealized Net	Estimated Annual Income
Jane Littleton IRA – #54-9986-A9 <small>2nd line of text here to show text align</small>			\$72,363.79	0%	\$72,363.79		\$72,363.79
Microsoft Corporation 594918104 MSFT	\$27.50	13,0000	\$363.79 <small>13,0000 @ \$27.50</small>	0%	\$72,363.79		
SEI Core Market Strategy Fund (Class A) (SOKAX) 745925647 SOKAX	\$3.04	189,1234	\$101,309.31 <small>189,1234 @ \$3.04</small>	26%	\$101,309.31	\$5,903.04	\$101,309.31
SEI Large Cap Fund (Class A) (SLGAX) 783925217 SLGAX <small>4th line in this row, if needed</small>	\$3.04	189,1234	\$101,309.31 <small>189,1234 @ \$3.04</small>	26%	\$101,309.31	\$5,903.04	\$101,309.31
Jane Littleton Taxable – #30-0988-G2			\$72,363.79	0%	\$72,363.79	\$4,216.46	\$72,363.79

Transactions Prior To 28-Jan-2013

Transactions Prior To
font-size: 12 px
font-color: Charcoal 2
align: with bottom of selection box
align: right with edge of Search Button
date: refer to Date Format information in UI Standards section

Overview Financial Summary Profile Activities

Page Elements *(continued)*

Drop Down Menu from Button

box-size: 124 px (w) x variable* (h)
*determined by number of items listed plus padding: 10 px at top and bottom
background-color: Charcoal 6
font-size: 13
font-color: Charcoal 2
padding: 10 px
padding: 20* px on right
*may vary depending on overall character length
Options should be listed in alphabetical order

box-size: 36 px (w) x variable (h)
height (h) will be same as box on right
background-color: **Brand Color 3**
icon-size: 16
icon-color: White
padding: 10 px left and right

Shadow
shadow-color: Charcoal 4
(rgba: 160, 160, 160, .8);
offset: 5 px

Recipient	Quarterly Performance	Frequency	Group
Littleton, John	Yes	Monthly	Group B
Littleton, Jane	No	Quarterly	—
Littleton, Jane	—	—	—
Littleton, Jane	—	—	—

Recipient	Type	Gross Amount	Net Amount	Frequency	Pay To / Pay From Details
Cash Disbursement	ACH	\$10,000.00	\$10,000.00	Monthly	Bank Name / Address
Cash Disbursement	ACH	\$5,068.00	\$4,099.00	Monthly	Bank Name / Address
Cash Receipt	BACS	\$987.00	\$675.00	Weekly	Bank Name / Address
Cash Receipt	SWIFT	\$7,500.00	\$7,000.00	Daily	Bank Name / Address
Automatic Investment Program (AIP)	WIRE	\$4,950.00	\$4,950.00	One-Time	Bank Name / Address

Page Elements *(continued)*

Filters & Options with Search

- “Filters & Options” box is 960 px (w), full screen with 20 px padding on either side; height (h) is determined by how many user input elements are required plus 10 px padding above and below.
- Two or more user input fields, flow left to right then top to bottom.
 - Allow 20 px padding between input fields/input field labels when going across.
 - Allow 10 px padding between bottom of input field/drop down menu box and label when going down.
- Label for input element field goes above the box with 5 px padding between label and top of box.
- When Search bar and button are required in the “Filters & Options” box:
 - Placement is always at the top right side of the box;
 - The word search is 10 px to the left of the search bar;
 - The search button is 10 px to the right of the search bar;
 - The Clear link is 10 px below Search button with text-aligned right, lining up with the end of the word “Search” in the Search button.
- In drop down menus, default filter choice is “All” unless otherwise noted.
- “Filters & Options” box ends right at top of table (or other element) below it, with no padding between.

Filter & Options Text
font-size: 12 px
font-color: Charcoal 4
padding: 5 px after button

Between tab and Filters & Options box
padding: 20 px

If multiple choices can be filtered, add “(s)” to Label

Search Placeholder Text
font-size: 14 px
font-color: Charcoal 5
Upon start of typing
font-color: Charcoal 2

padding: 10 px

Below label padding: 5 px

padding: 7 px between box and text

padding: 20 px between drop down menu boxes

padding: 10 px between shaded box and selection label/drop down menu box

Label Text
font-size: 14 px
font-color: Charcoal 2

Menu Text
font-size: 14 px
font-color: Charcoal 2

Filters & Options box size: 960 (w) x variable (h) background color: Charcoal 6

Filter Expand/Collapse Button
box-size: 30 px (w) x 16 px (h)
Collapse (shown):
box-color: SEI Teal
icon: icon-minus
icon-size: 12 px
icon-color: White

Expand (not shown this page)
box-color: Charcoal 2
icon: icon-plus
icon-size: 12 px
icon-color: White

Account(s)	Portfolio(s)	Category	Date Range	Price	Quantity	Market Value	%	Cost Basis	Unrealized Net G/L	Estimated Annual
Jane Littleton IRA – #54-9986-A9	All	Deposits	Specific Date Range			\$72,363.79	0%	\$72,363.79	\$4,216.46	\$72,363.79
				\$3.04	189.1234	\$101,309.31	26%	\$101,309.31	\$5,903.04	\$101,309.31
				\$3.04	189.1234	\$101,309.31	26%	\$101,309.31	\$5,903.04	\$101,309.31
				\$3.04	189.1234	\$101,309.31	26%	\$101,309.31	\$5,903.04	\$101,309.31
				\$3.04	189.1234	\$101,309.31	26%	\$101,309.31	\$5,903.04	\$101,309.31
				\$3.04	189.1234	\$101,309.31	26%	\$101,309.31	\$5,903.04	\$101,309.31
				\$3.04	189.1234	\$101,309.31	26%	\$101,309.31	\$5,903.04	\$101,309.31
				\$3.04	189.1234	\$101,309.31	26%	\$101,309.31	\$5,903.04	\$101,309.31
				\$3.04	189.1234	\$101,309.31	26%	\$101,309.31	\$5,903.04	\$101,309.31

(continued on next page...)

Page Elements *(continued)*

Information Icon Pop-up Box

Information in this pop-up box may vary depending on the kind of info needed, and should be limited to about 120 characters. When referring to asset value, use currency code, not currency symbol; for negative numbers, use parenthesis (not minus sign).

Icon Styling:

- icon-size: 24 px
- icon-color: Charcoal 4
- ** for text dominant information **
- align: vertically centered in pop-up box and with the icon represented

Pop-up Box Styling:

- box-size: 144 px (w) x 144 px (h)
- background-color: White
- border: 1 px solid
- border-color: Charcoal 4
- shadow-color: Charcoal 4 (rgba: 160, 160, 160, .8);
- shadow-offset: 5 px
- padding: 10 px (l, r, t, b)

Text Styling:

- font-size: 14 px
- font-color: Charcoal 4
- line-height: 16 px
- text-align: left

Header in information pop-up box:

- font-size: 14 px
- font-color: Charcoal 4
- font-weight: bold
- line-height: 20 px
- text-align: left

Table Cell Styling:

- Currency Code** (do not use currency symbol in information pop-up box):
 - font-size: 14 px
 - font-color: Charcoal 4
 - font-weight: regular
 - line-height: 20 px
 - text-align: left
- Amount**:
 - text-align: right
 - negative amount: use parenthesis around number (not minus sign before)

Pop-up Box Styling:

- icon-size: 24 px
- icon-color: Charcoal 4
- ** for numeral dominant information **
- align: 10 px down from top of box and vertically centered with the icon represented
- box-size: will vary based on info required allow 10 px padding (l, r, t, b)

(continued on next page...)

Page Elements *(continued)*

Scrollable Content

When content overflows the available screen area, scroll bars should be added to the page (not the div[s]) leaving the headers and footers fixed in their position at top and bottom of screen.

Client Communications

Recipient ^	Type ^	Quarterly Performance ^	Frequency ^	Group ^	Delivery Method ^	Scheduled Date ^
Littleton, John	Statement Package	Yes	Monthly	Group B	Print	01-Jan-2013
Littleton, Jane	Statement Package	No	Quarterly	—	e-Delivery	31-Jan-2013
Littleton, Jane	Tax Package	—	Quarterly	—	Print	01-Apr-2013
Littleton, Jane	Contract Notes	—	—	Group B		

Cash Events

Recipient ^	Type ^	Gross Amount v	Net Amount v	Frequency ^	Pay To / Pay From Details ^	Next Event Date v
Cash Disbursement	ACH	\$10,000.00	\$10,000.00	Monthly	Bank Name / Address	31-Mar-2013
Cash Disbursement	ACH	\$5,068.00	\$4,099.00	Monthly	Bank Name / Address	28-Feb-2013
Cash Receipt	BACS	\$987.00	\$675.00	Weekly	Bank Name / Address	31-Jan-2013
Cash Receipt	SWIFT	\$7,500.00	\$7,000.00	Daily	Bank Name / Address	11-Jan-2013
Automatic Investment Program (AIP)	WIRE	\$4,950.00	\$4,950.00	One Time	Bank Name / Address	01-Jan-2013
Automatic Investment Program (AIP)	WIRE	\$4,950.00	\$4,950.00	One Time	Bank Name / Address	01-Jan-2013

Overview | Financial Summary | Profile | **Holdings** | Activities

Scrollbar
size: 14 px (w) x 564 px (h)
scroll bar begins 10 px under tab box area and ends 10 px above footer
padding: 3 px on left
20 px on right (from edge of screen)

Page Elements *(continued)*

Tabs

Unselected/Inactive Tabs
 icon-size: 20 px
 icon-color: Charcoal 2
 font-size: 14 px
 font-color: Charcoal 2
 padding: 10 px on left (to accommodate background box when active)

All Tabs
 padding: 10 px between icon and text

All Tabs
 padding: 25 px between end of text and next icon

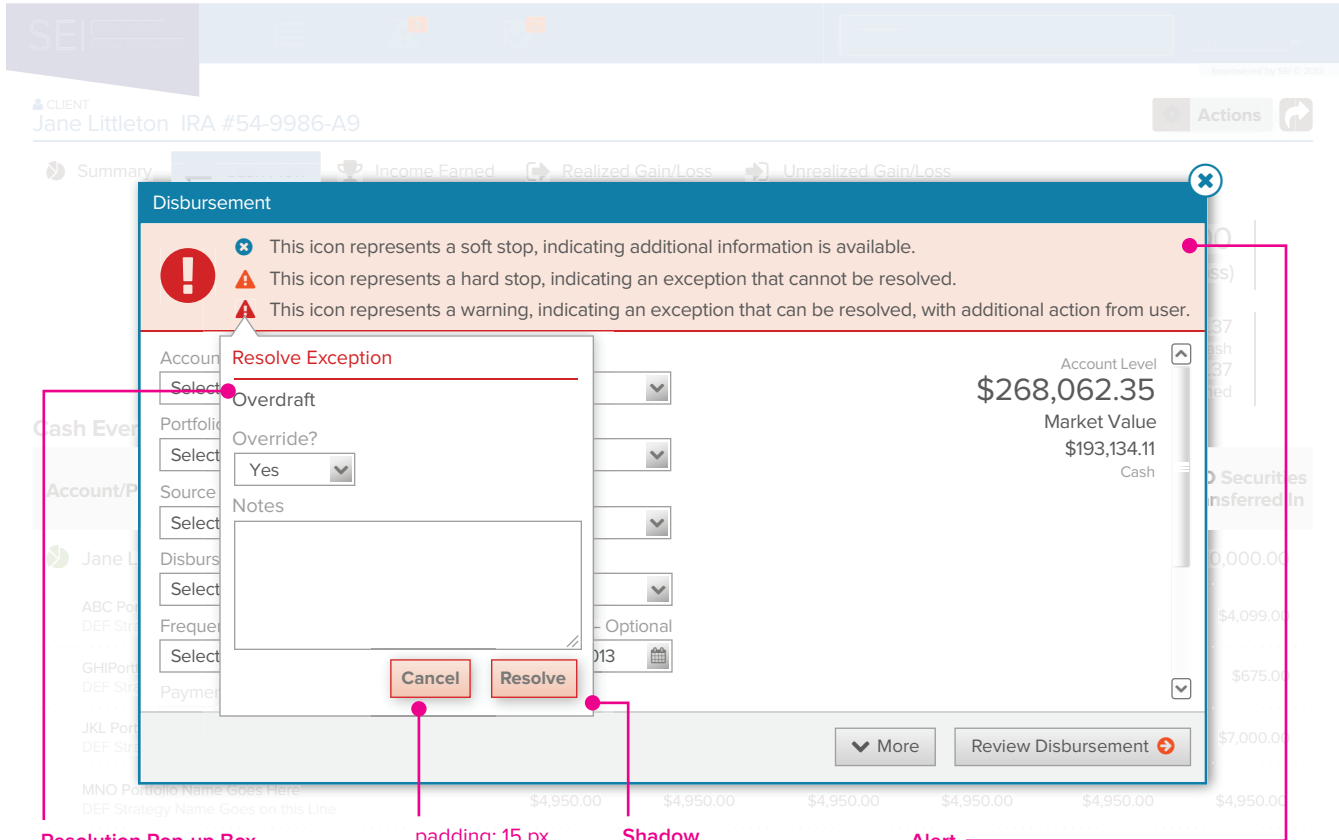
Selected/Active Tabs
 box-size: variable* (w) x 30 px (h)
 *determined by number of items listed plus padding: 10 px left and right
 background-color: **Brand Color 2**
 icon-color and font-color: White
 align: center vertically
 padding: 10 px (l, r, t, b)

padding: 7 px between Top Bar rule and tab box
 padding: 20 px below

upon hover, a box appears behind text and icon
 box-size: same as "selected/active tab"
 background-color: Charcoal 6
 icon-color and font-color: **Brand Color 1**

Exception Handling

In a dialog box, there are several types of exceptions that can be encountered, see image below for additional information.



Resolution Pop-up Box
size: 280 px (w)
295 px (h)

background-color: White
border: 1 px solid
border-color: Charcoal 4
font-size: 15 px
text-align: left
padding: 10 px (l, r, t)

Resolution Option Label (shown: Resolve Exception)

font-size: 15 px
font-color: SEI Red
padding: 10 px above and below
rule: 1 px solid

Alert Description (shown: Overdraft)

font-size: 15 px
font-color: Charcoal 2
padding: 20 px below

Labels

font-size: 15 px
font-color: Charcoal 4
padding: 5 px below

Menu Text

Same specifications as *Filters & Options with Search*

padding: 15 px
below button(s)

Shadow
shadow-color: Charcoal 4
(rgba: 160, 160, 160, .8);
offset: 5 px

Alert
box-size: same as Dialog Box (w) x variable* (h)
*determined by number of items listed plus
padding: 10 px above, below and between items
background-color: SEI Red (10%)
rgba (210, 30, 5, .1)
rule-color: SEI Red (100%)
rule-weight: 1 px
font-size: 15 px
font-color: Charcoal 4
text-align: left

Confirmation Pages

A Confirmation Page is a dialog box that contains information related to an activity, update or change that was made to an account. A Confirmation Page will always contain an Activity ID #.

Label
font-size: 12 px
font-color: Charcoal 4

Value
font-size: 15 px
font-color: Charcoal 2

padding: 10 px

padding: 60 px

font-size/icon-size: 18 px
font-weight: bold
font-color/icon-color (new): **Brand Color 2**
font-color/icon-color (current): Charcoal 2
padding: 5 px below
rule-weight: 1 px
rule-color: **Brand Color 2**

padding: 10 px above and below scrollbar

padding: 15 px

padding: 10 px

Activity ID Label
font-size: 12 px
font-color: Charcoal 4
font-weight: regular
ID Number
font-size: 18 px
font-color: Charcoal 2
text-align: right
font-weight: bold
padding: 10 px right, top and bottom

specifications are the same for screen with no scroll bar

Change Strategy

Submitted Date/Time
Jonathan Advisor 20-Aug-2013 12:40PM (EST)

Account Name (Number)
Jane Littleton ISA (#54-9986-A9)

Portfolio Name – Cash
Advisor Guided – £10,465.22

Estimated Tax Impact
↑ \$111,567.55

Estimated Market Value
↓ \$(8,465.47)

Estimated Short Term Gain Loss
↑ \$56,897.92

Estimated Long Term Gain Loss

Value Header Current

Value Header New

Content in this area will vary.
Specifications:

- If content includes Label with Value, use specs defined on this page.
- If content includes Drop-down Menus, use specs defined in *Filters & Options* section
- If content includes Tables, use specs defined in *Tables* section.
- Refer to *UI Standards* section when adding names, dates, time, numbers, etc.

Activity ID #
1334995

Print Confirmation



SEI New ways.
New answers.®

1 Freedom Valley Drive, P.O. Box 1100, Oaks, PA 19456
seic.com

©2013, All Rights Reserved